

# University of Hyderabad

## ENTRANCE EXAMINATIONS 2017-18

### INSTRUCTIONS FOR COMPLETING THE ON-LINE APPLICATION FORM

#### General Instructions:

- I. Application for entrance examination for admission to various courses during 2017-18 is required to be submitted in the prescribed form online, available at <http://acad.uohyd.ac.in>. A separate application along with application fee is required to be submitted for each course online.
- II. Candidates are required to pay the prescribed entrance examination fees (non refundable) of **Rs.350/- in the case of General Candidates, Rs. 250/- in the case of OBC Candidates and Rs.150/- in the case of SC/ST/PWD candidates** through the available online payment methods (Net banking / Credit Card / Debit Card of any bank).
- III. Candidates are required to have a valid personal e-mail ID and mobile number. It should be kept active till the completion of the course, if admission is granted. In case a candidate does not have a valid personal e-mail ID, he/she should create a new e-mail ID before applying online.
- IV. Candidates are required to have a scanned (digital) image of his/her photograph (200 x 230 pixels), signature (140 x 60 pixels).
- V. Candidates should retain their **Application Number** for further reference safely.
- VI. The list of short listed candidates will be posted on the University Websites only as per the given schedule. No individual communication will be sent to the candidates.

#### Candidates need not send hard copy to the University.

- I. The last date to apply is 5<sup>th</sup> May 2017. The online application form and the payment gateway shall cease to function on the midnight of 5<sup>th</sup> May 2017.
- II. If a candidate wishes to apply for multiple courses/Programmes of study, a separate application form is to be filled online for each course and application fee for each online application is to be paid separately.

#### Other Important instructions:

##### Photograph Image:

- Photograph must be a recent one and should be in passport size colour photo, preferably with white background.
- If you wear spectacles then make sure that there are no reflections and your eyes are clearly visible.
- Caps/hats and dark glasses are not acceptable. Religious headgear is allowed but it must not cover your face.
- The photograph should be in 200 x 230 pixels dimensions.
- Ensure that the size of the scanned image is below 50KB. If the size of the file is more than 50 KB, then adjust the settings so as to ensure that the size of the file does not exceed 50KB.

##### (ii) Signature Image:

- The applicant's signature image is to be on a white background and signed in blue/black ball point pen.
- The signature image will be appended on the Hall Ticket and wherever necessary. If the Applicant's signature on the answer script, at the time of the examination, does not match with the signature on the Hall Ticket, then the applicant will not be allowed to write the entrance examination.
- The signature should be in 140 x 60 pixels dimensions.
- Ensure that the size of the scanned image is below 10KB.

## Instructions for filling the online application:

Online application with the details of Course/Programme, Subject, Centre and other information, once submitted cannot be modified under any circumstances at a later stage.

The process of submission of online application is explained in 8 screen shots as follows:

Screen 1: on clicking the online application link the following screen will appear. The details to be filled are given at the end of this screen.

The screenshot shows the 'University of Hyderabad Online Admissions' portal for the year 2017-18. The form is titled 'Online Application for Admissions 2017-18'. It includes fields for Batch (2017), Month (July), Name, Aadhaar No (1111 2222 3333), Choice of Exam Centre (DELHI, JAMMU, AIZWAL), Course Applying for (I.M.Sc.), Subject (Sciences (MA/PY/CH)), and five choices for subjects: Chemical Scie, Mathematical, Earth Sciences, Physics, and Systems Biolo. There is an 'Eligibility' section with fields for Date of Birth, Nationality (Indian), Category (GE), Wards of Defence Personnel, Gender (Male), State of Domicile (Telangana), Physically Challenged (No), and If yes, select disability. A 'Qualifying Degree / Course details' section includes Qualifying Degree (CBSE), Relavant Subject Studied (Science), Position of Qualifying Exam (Exam Passed), and Percentage of Marks (0). There are also fields for Email and Mobile Number, and buttons for 'Upload Photograph' and 'Upload Signature' (both with 'Choose File' and 'No file chosen' text). A 'Submit' button is at the bottom right. The footer contains '\*\*\* \*\*'.

### Choice of Examination Centre:

1. The Candidates have to give 3 choices for Entrance Examination Centre. The University reserves the right to change a Centre if the number of applications in that centre are less than 300 or for any other administrative reasons.
2. Once the option for a Centre is exercised, no request for change of Centre will be entertained.
3. The University reserves the right to cancel any of the above Examination Centres and allot another Centre closer to the Centre cancelled.

## Choice/ Preference in courses where Preference is provided

The candidate applying for any of the following courses 1) **M.Sc.(5-year Integrated) Courses in Sciences**, 2) **M.A. (5-year Integrated) Courses in Social Sciences** and 3) **M.F.A. Painting / Print Making / Sculpture** is required to select from the table given below, their order of preference.

Subject	Code
<b>1) M.Sc.(5-year Integrated) Courses in Sciences</b>	
Mathematical Sciences	MA
Physics	PY
Chemical Sciences	CH
Systems Biology	SB
Earth Sciences	ET
<b>2) M.A. (5-year Integrated) Courses in Social Sciences</b>	
Economics	EC
History	HS
Political Science	PS
Sociology	SL
Anthropology	AN
<b>3) M.F.A. Painting / Print Making / Sculpture</b>	
Painting	PT
Print Making	PR
Sculpture	SC

**Date of Birth :** As mentioned in the Matriculation certificate or Birth Certificate.

**Nationality :** Indicate whether Indian or Foreign national.

**State of Domicile:** Mention the State/Union Territory to which you ordinarily belong.

**Category:** Select, as applicable, from the drop down menu. **OBC** candidates are required to submit the latest caste certificate, in the **prescribed format specified by the Govt. of India**, issued not later than 01/04/2014.

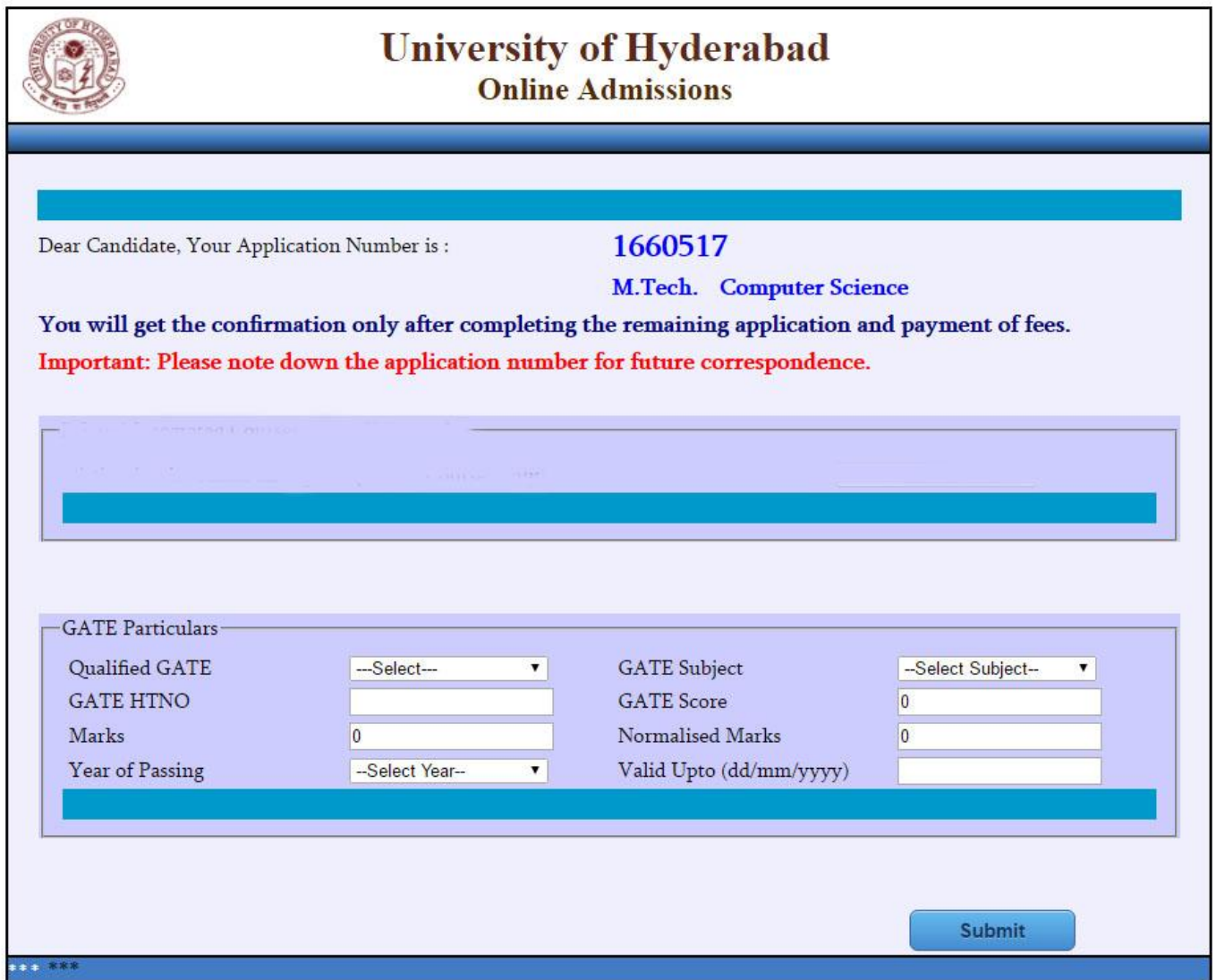
**PWD and Wards/Dependents of Defense Personnel:** If claiming reservation under Persons with Disabilities (Physically challenged) or the wards/dependents of Defence Personnel category, indicate the same correctly.

**Position regarding results of qualifying examination:** Indicate EP if exam passed, RA if exam appeared and waiting for results, and NA if not yet appeared for the qualifying exam.

Give other information as required in the online application form.

Once all the required details are furnished in the screen 1 and submitted, an application number is generated and the Screen 2 will appear. Candidates should retain their Application Number for further reference safely.

Screen 2:




The image shows a screenshot of the University of Hyderabad Online Admissions portal. At the top left is the university's logo. The main heading is "University of Hyderabad Online Admissions". Below this, a blue bar contains the text "Dear Candidate, Your Application Number is : 1660517" and "M.Tech. Computer Science". A message states: "You will get the confirmation only after completing the remaining application and payment of fees. Important: Please note down the application number for future correspondence." Below this is a large empty rectangular box. The "GATE Particulars" section contains two columns of input fields: "Qualified GATE" (dropdown), "GATE Subject" (dropdown), "GATE HTNO" (text), "GATE Score" (text with value 0), "Marks" (text with value 0), "Normalised Marks" (text with value 0), "Year of Passing" (dropdown), and "Valid Upto (dd/mm/yyyy)" (text). A "Submit" button is at the bottom right. A footer with "\*\*\* \*\*\*" is at the very bottom.

Provide the information about the GATE subject and GATE scores if applying for M.Tech. CS/AI/IT, IC Technology and Materials Engineering.

Candidates applying for admission to 5-year Integrated M.Tech.CS have to provide their IIT JEE Mains score at email id [admissions@uohyd.ernet.in](mailto:admissions@uohyd.ernet.in) for being considered for admission.

Once all the required details are furnished in the screen 2 and saved, the Screen 3 will appear.



## University of Hyderabad

### Online Admissions

1660517

**Family Particulars**

Family Particulars

	Name	Occupation	Annual Income (Rs.)	Mobile No
Father	<input type="text"/>	<input type="text"/>	0 <input type="text"/>	<input type="text"/>
Mother	<input type="text"/>	<input type="text"/>	0 <input type="text"/>	<input type="text"/>
Guardian (if other than the parent)	<input type="text"/>	<input type="text"/>	0 <input type="text"/>	<input type="text"/>

Guardian Relationship with the Student:  ▼

Name & Mobile No. of the contact person in case of emergency:

Name  Mobile No:

Native Place

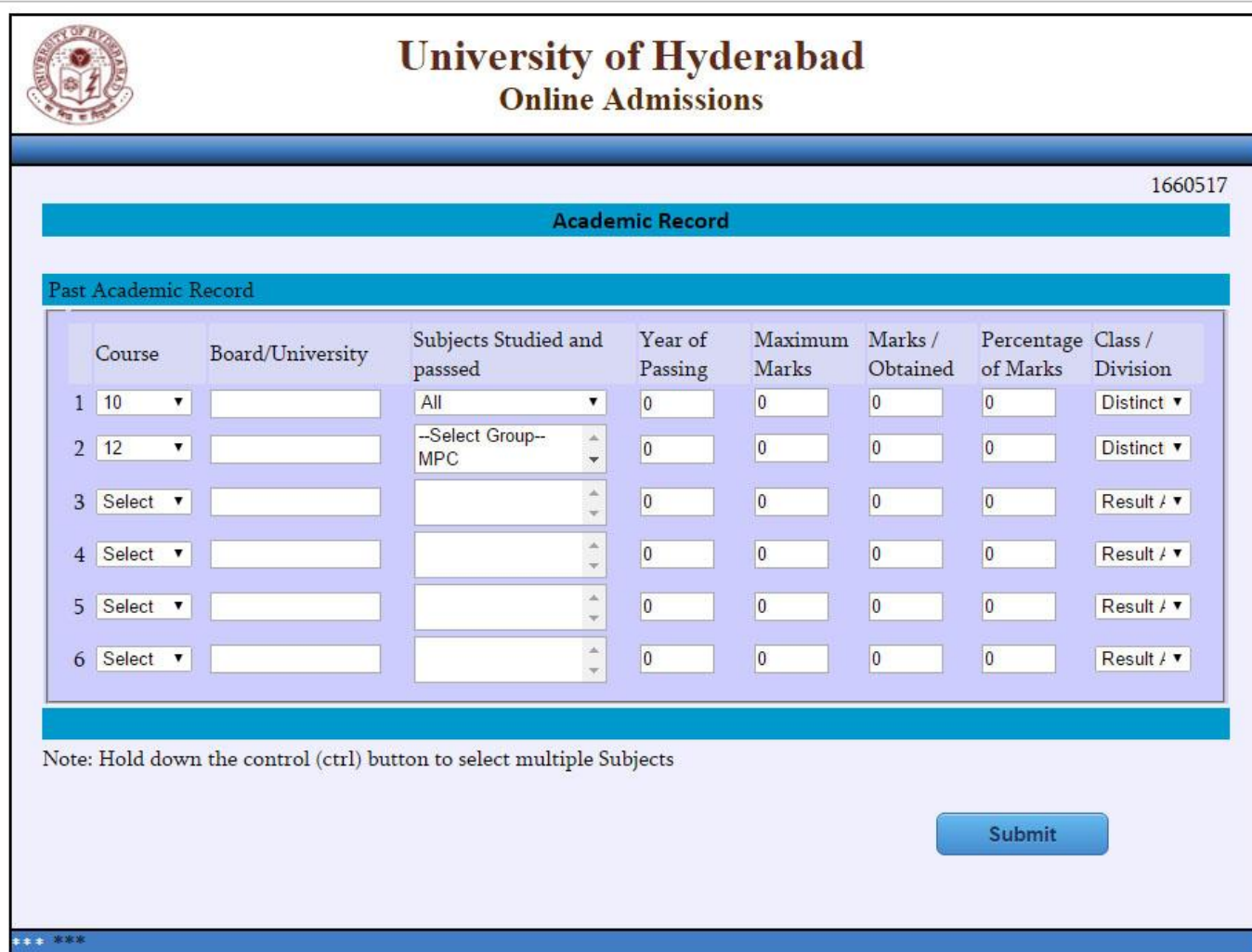
Native Place <input style="width: 100%;" type="text"/>	Native State <input style="width: 100%;" type="text" value="--Select State--"/>
Nearest Railway Station <input style="width: 100%;" type="text"/>	Native District <input style="width: 100%;" type="text"/>
Distance from Hyderabad (KM) <input style="width: 100%;" type="text"/>	Urban / Rural Area <input style="width: 100%;" type="text" value="Rural"/>

\*\*\* \*\*

The family particulars and residence details may be provided.

Once all the required details are furnished in the screen 3 and saved, the Screen 4 will appear.

Screen 4:



The screenshot shows the 'Academic Record' section of the University of Hyderabad Online Admissions portal. It features a table for entering past academic records. The table has columns for Course, Board/University, Subjects Studied and passed, Year of Passing, Maximum Marks, Marks / Obtained, Percentage of Marks, and Class / Division. There are six rows for data entry. A 'Submit' button is located at the bottom right. A note at the bottom left states: 'Note: Hold down the control (ctrl) button to select multiple Subjects'. The page number '1660517' is visible in the top right corner.

	Course	Board/University	Subjects Studied and passed	Year of Passing	Maximum Marks	Marks / Obtained	Percentage of Marks	Class / Division
1	10		All	0	0	0	0	Distinct
2	12		--Select Group-- MPC	0	0	0	0	Distinct
3	Select			0	0	0	0	Result /
4	Select			0	0	0	0	Result /
5	Select			0	0	0	0	Result /
6	Select			0	0	0	0	Result /

Note: Hold down the control (ctrl) button to select multiple Subjects

Submit

\*\*\* \*\*

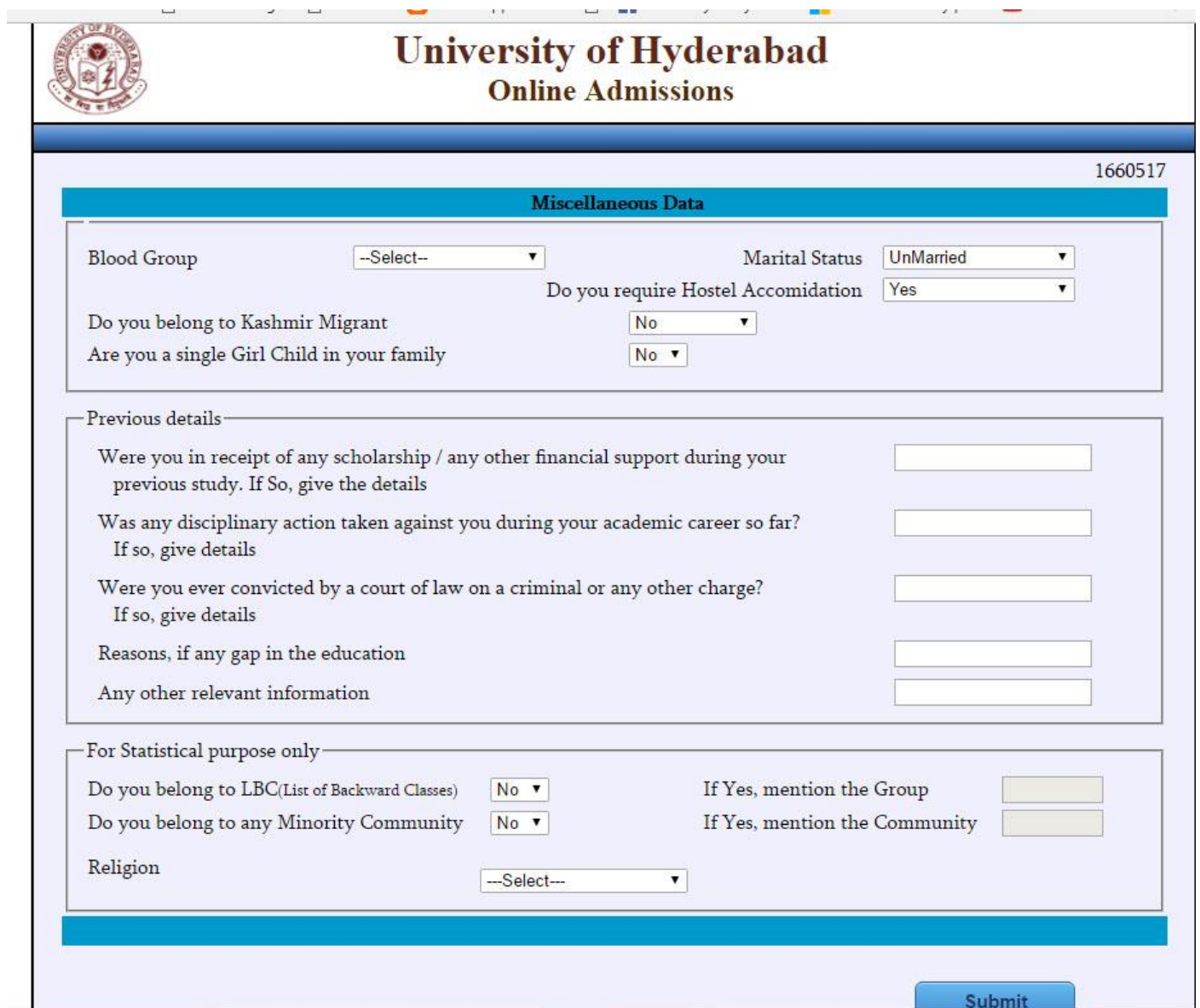
Candidates are required to provide the details as required in the above screen starting from 10<sup>th</sup> standard to the qualifying examination. If qualifying degree result is in the form of CGPA, then the details of equivalent percentage of conversion may be furnished.

Once all the required details are furnished in the screen 4 and saved, the Screen 5 will appear.

Screen 5: The details of employment may be provided, if the candidate is employed on the date of application.

Once all the required details are furnished in the screen 5 and saved, the screen 6 will appear.

Screen 6:



The image shows a web form for the University of Hyderabad Online Admissions. At the top left is the university's logo. The title 'University of Hyderabad Online Admissions' is centered at the top. On the right, the number '1660517' is displayed. The main section is titled 'Miscellaneous Data' and contains several fields: 'Blood Group' (dropdown), 'Marital Status' (dropdown), 'Do you require Hostel Accomidation' (dropdown), 'Do you belong to Kashmir Migrant' (dropdown), and 'Are you a single Girl Child in your family' (dropdown). Below this is a section for 'Previous details' with five text input fields for questions about scholarships, disciplinary actions, criminal convictions, and educational gaps. The final section, 'For Statistical purpose only', includes dropdowns for 'Do you belong to LBC', 'Do you belong to any Minority Community', and 'Religion', along with text input fields for 'If Yes, mention the Group' and 'If Yes, mention the Community'. A 'Submit' button is located at the bottom right.

University of Hyderabad  
Online Admissions

1660517

**Miscellaneous Data**

Blood Group  Marital Status

Do you require Hostel Accomidation

Do you belong to Kashmir Migrant

Are you a single Girl Child in your family

**Previous details**

Were you in receipt of any scholarship / any other financial support during your previous study. If So, give the details

Was any disciplinary action taken against you during your academic career so far? If so, give details

Were you ever convicted by a court of law on a criminal or any other charge? If so, give details

Reasons, if any gap in the education

Any other relevant information

**For Statistical purpose only**

Do you belong to LBC(List of Backward Classes)  If Yes, mention the Group

Do you belong to any Minority Community  If Yes, mention the Community

Religion

**Submit**

The required information in the above screen may be furnished.

Once all the required details are furnished in the screen 6 and saved, the Screen 7 will appear.

Screen 7:

1660517

**Address**

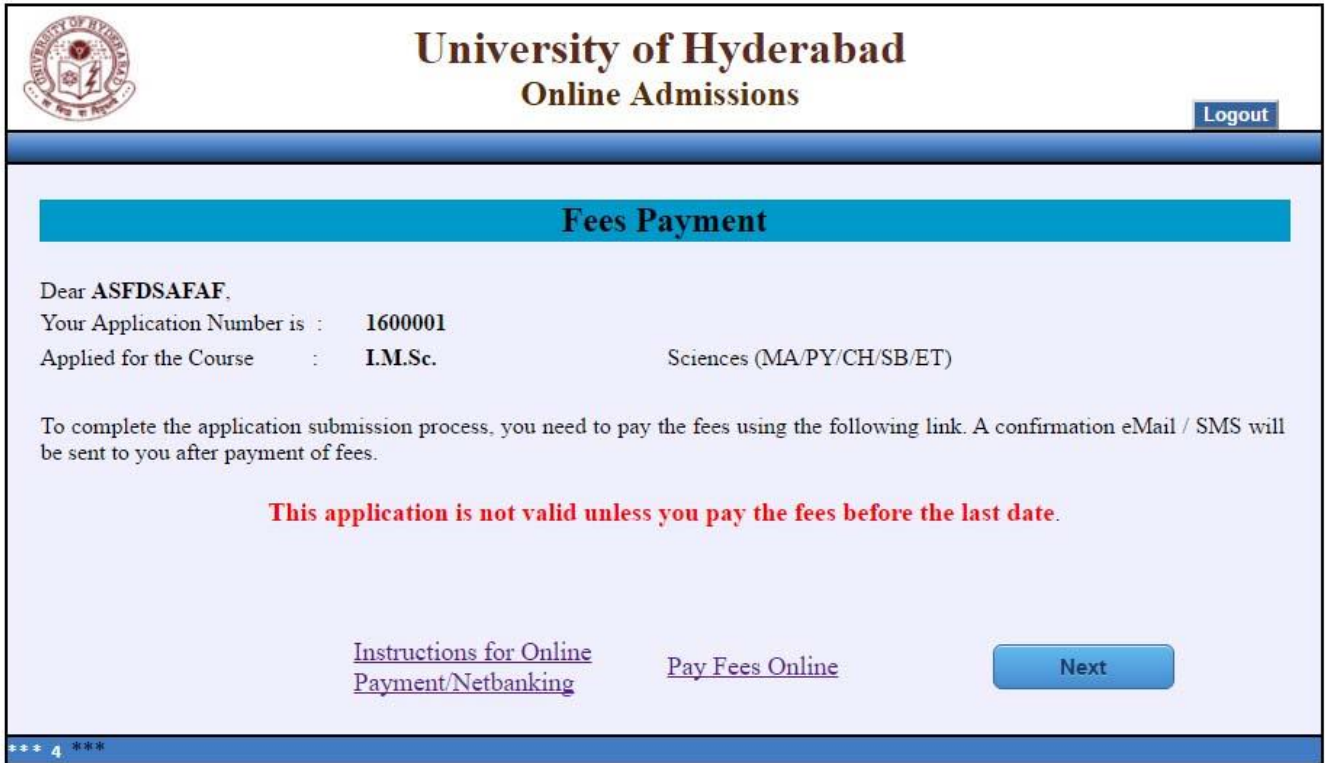
Please provide your family address. The University may use these addresses for communicating even after your completion of the course. So, please don't provide any hostel or temporary address.


	<b>Permanent Address</b>	<b>Present Address</b>
	<input type="checkbox"/> Same as Permanent Address	
H.No./ Flat No. Building Name	<input type="text"/>	<input type="text"/>
Street / Colony	<input type="text"/>	<input type="text"/>
Locality / Village / City	<input type="text"/>	<input type="text"/>
District (Please select State first)	<input style="border-bottom: 1px solid black; text-align: right; font-size: small;" type="text"/> ▼	<input style="border-bottom: 1px solid black; text-align: right; font-size: small;" type="text"/> ▼
State	<input style="border-bottom: 1px solid black; text-align: right; font-size: small;" type="text"/> --Select State-- ▼	<input style="border-bottom: 1px solid black; text-align: right; font-size: small;" type="text"/> --Select State-- ▼
PIN	<input type="text"/>	<input type="text"/>
Country	<input type="text" value="India"/>	

\*\*\* \*\*

The applicant should provide correct mailing address, Permanent address and other details as required in the above screen. Once all the required details are furnished in the screen 7 and saved, the Screen 8 will appear.





 **University of Hyderabad**  
**Online Admissions** [Logout](#)

---

**Fees Payment**

Dear ASFDSAFAF,  
Your Application Number is : **1600001**  
Applied for the Course : **I.M.Sc.** Sciences (MA/PY/CH/SB/ET)

To complete the application submission process, you need to pay the fees using the following link. A confirmation eMail / SMS will be sent to you after payment of fees.

**This application is not valid unless you pay the fees before the last date.**

[Instructions for Online Payment/Netbanking](#)      [Pay Fees Online](#)     

\*\*\* 4 \*\*\*

1. Make the payment by using above payment link “Pay Fees Online”. Your application is not valid unless the payment is made before the last date.
2. Please note that no other mode of payment is accepted except online.

Contact :

For any difficulties experienced in filling the online application form or for any other feedback reach us at [entrance@uohyd.ernet.in](mailto:entrance@uohyd.ernet.in)

**Admission Enquiries:**  
**(Timings: 9.00 a.m. to 5.30 p.m. on all working day)**

Joint Registrar (Acad. & Exams.)  
Tel. 040-2313 2102

Asst. Registrar (Academic)  
Tel. 040-2313 2103

Email: [entrance@uohyd.ernet.in](mailto:entrance@uohyd.ernet.in)