

University of Hyderabad

ENTRANCE EXAMINATIONS 2018-19

INSTRUCTIONS FOR COMPLETING THE ON-LINE APPLICATION FORM

General Instructions:

- I. Application for entrance examination for admission to various courses during 2018-19 is required to be submitted in the prescribed form online, available at <http://acad.uohyd.ac.in>. A separate application along with application fee is required to be submitted for each course online.
- II. Candidates are required to pay the prescribed entrance examination fees (non refundable) of **Rs.550/-** in the case of *General Candidates*, **Rs. 350/-** in the case of *OBC Candidates* and **Rs.250/-** in the case of *SC/ST/PWD candidates* through the online payment link provided in the application.
- III. Candidates are required to have a valid personal e-mail ID and mobile number. It should be kept active till the completion of the course, if admission is granted. In case a candidate does not have a valid personal e-mail ID, he/she should create a new e-mail ID before applying online.
- IV. Candidates are required to have a scanned (digital) image of his/her photograph (200 x 230 pixels), signature (140 x 60 pixels).
- V. Candidates should retain their **Application Number** for further reference safely.
- VI. The list of short listed candidates will be posted on the University Websites only as per the given schedule. No individual communication will be sent to the candidates.

Candidates need not send hard copy to the University.

- I. The last date to apply is 5th May 2018. The online application form and the payment gateway shall cease to function on the midnight of 5th May 2018.
- II. If a candidate wishes to apply for multiple courses/programmes of study, a separate application form is to be filled online for each course and application fee for each online application is to be paid separately.

Other Important instructions:

Photograph Image:

- Photograph must be a recent one and should be in passport size colour photo, preferably with white background.
- If you wear spectacles then make sure that there are no reflections and your eyes are clearly visible.
- Caps/hats and dark glasses are not acceptable. Religious headgear is allowed but it must not cover your face.
- The photograph should be in 200 x 230 pixels dimensions.
- Ensure that the size of the scanned image is below 50KB. If the size of the file is more than 50 KB, then adjust the settings so as to ensure that the size of the file does not exceed 50KB.

(ii) Signature Image:

- The applicant's signature image is to be on a white background and signed in blue/black ball point pen.
- The signature image will be appended on the Hall Ticket and wherever necessary. If the Applicant's signature on the answer script, at the time of the examination, does not match with the signature on the Hall Ticket, then the applicant will not be allowed to write the entrance examination.
- The signature should be in 140 x 60 pixels dimensions.
- Ensure that the size of the scanned image is below 10KB.

Instructions for filling the online application:

Online application with the details of Course/Programme, Subject, Centre and other information, once submitted cannot be modified under any circumstances at a later stage.

The process of submission of online application is explained in 8 screen shots as follows:

Screen 1: on clicking the online application link the following screen will appear. The details to be filled are given at the end of this screen.

The screenshot shows the 'University of Hyderabad Online Admissions' portal for the 2017-18 academic year. The form is titled 'Online Application for Admissions 2017-18'. It includes fields for personal details (Name, Aadhaar No), exam center choices (1. DELHI, 2. JAMMU, 3. AIZWAL), course and subject selection (I.M.Sc., Sciences (MA/PY/CH)), and eligibility information (Date of Birth, Gender, Nationality, State of Domicile, Category, Physically Challenged, Wards of Defence Personnel). There is also a section for 'Qualifying Degree / Course details' with fields for Qualifying Degree (CBSE), Relevant Subject Studied (Science), Position of Qualifying Exam (Exam Passed), and Percentage of Marks (0). At the bottom, there are fields for Email and Mobile Number, and upload buttons for Photograph (50kb jpg) and Signature (20kb jpg). A 'Submit' button is located at the bottom right.

University of Hyderabad
Online Admissions

Online Application for Admissions 2017-18

Batch : 2017 July

Name (as per the SSC/Matric/X certificate) Aadhaar No 1111 2222 3333

Choice of Exam Centre 1. DELHI 2. JAMMU 3. AIZWAL

Course Applying for I.M.Sc. Subject Sciences (MA/PY/CH)

Choices: 1. Chemical Scie 2. Mathematical 3. Earth Sciences 4. Physics 5. Systems Biolo

Eligibility

Date of Birth (dd/mm/yyyy) Gender Male

Nationality Indian State of Domicile Telangana

Category GE Physically Challenged No Yes

Wards of Defence Personnel No Yes If yes, select disability -Select-

Qualifying Degree / Course details

Qualifying Degree (Passed/Studying) CBSE Relevant Subject Studied Science

Position of Qualifying Exam Exam Passed Percentage of Marks 0 Help

Email Mobile Number

Upload Photograph (size:50kb jpg) Choose File No file chosen

Upload Signature (size: 20kb jpg) Choose File No file chosen

Submit

Choice of Examination Centre:

1. The Candidates have to give 3 choices for Entrance Examination Centre. The University reserves the right to change a Centre if the number of applications in that centre are less than 300 or for any other administrative reasons.
2. Once the option for a Centre is exercised, no request for change of Centre will be entertained.
3. The University reserves the right to cancel any of the above Examination Centres and allot another Centre closer to the Centre cancelled.

Choice/ Preference in courses where Preference is provided

The candidate applying for any of the following courses 1) M.Sc.(5-year Integrated) Courses in Sciences, 2) M.A. (5-year Integrated) Courses in Social Sciences and 3) M.F.A. Painting / Print Making / Sculpture is required to select from the table given below, their order of preference.

Subject	Code
1) M.Sc.(5-year Integrated) Courses in Sciences	
Mathematical Sciences	MA
Physics	PY
Chemical Sciences	CH
Systems Biology	SB
Earth Sciences	ET
2) M.A. (5-year Integrated) Courses in Social Sciences	
Economics	EC
History	HS
Political Science	PS
Sociology	SL
Anthropology	AN
3) M.F.A. Painting / Print Making / Sculpture	
Painting	PT
Print Making	PR
Sculpture	SC

Date of Birth : As mentioned in the Matriculation certificate or Birth Certificate.

Gender : Male / Female / transgender

Nationality : Indicate whether Indian or Foreign national.

State of Domicile: Mention the State/Union Territory to which you ordinarily belong.

Category: Select, as applicable, from the drop down menu. **OBC** candidates are required to submit the latest caste certificate, in the **prescribed format specified by the Govt. of India**, issued not later than 01/04/2015.


PWD and Wards/Dependents of Defense Personnel: If claiming reservation under Persons with Disabilities (Physically challenged) or the wards/dependents of Defence Personnel category, indicate the same correctly.

Position regarding results of qualifying examination: Indicate EP for exam passed, RA for exam appeared and waiting for results, and NA for not yet appeared for the qualifying exam.

Give other information as required in the online application form.

Once all the required details are furnished in the Screen 1 and submitted, an application number is generated and the Screen 2 will appear. Candidates should retain their Application Number for further reference safely.

Screen 2:



University of Hyderabad

Online Admissions

Dear Candidate, Your Application Number is : **1660517**

M.Tech. Computer Science

You will get the confirmation only after completing the remaining application and payment of fees.

Important: Please note down the application number for future correspondence.

GATE Particulars

Qualified GATE	--Select--	GATE Subject	--Select Subject--
GATE HTNO		GATE Score	0
Marks	0	Normalised Marks	0
Year of Passing	--Select Year--	Valid Upto (dd/mm/yyyy)	


Submit

*** **

Provide the information about the national level test of UGC JRF, UGC NET, etc. if applying for M.Phil. and Ph.D.

Once all the required details are furnished in the screen 2 and saved, the Screen 3 will appear.

Screen 3:



University of Hyderabad

Online Admissions

1660517

Family Particulars

Family Particulars

	Name	Occupation	Annau Income (Rs.)	Mobile No
Father	<input type="text"/>	<input type="text"/>	<input type="text" value="0"/>	<input type="text"/>
Mother	<input type="text"/>	<input type="text"/>	<input type="text" value="0"/>	<input type="text"/>
Guardian (if other than the parent)	<input type="text"/>	<input type="text"/>	<input type="text" value="0"/>	<input type="text"/>

Guardian Relationship with the Student:

Name & Mobile No. of the contact person in case of emergency:

Name

Mobile No:

Native Place

Native Place	<input type="text"/>	Native State	<input type="text" value="--Select State--"/>
Nearest Railway Station	<input type="text"/>	Native District	<input type="text"/>
Distance from Hyderabad (KM)	<input type="text"/>	Urban / Rural Area	<input type="text" value="Rural"/>


Submit

*** **

The family particulars and residence details may be provided.

Once all the required details are furnished in the screen 3 and saved, the Screen 4 will appear.

Screen 4:



University of Hyderabad

Online Admissions

1660517

Academic Record

Past Academic Record

	Course	Board/University	Subjects Studied and passed	Year of Passing	Maximum Marks	Marks / Obtained	Percentage of Marks	Class / Division
1	10 ▼		All ▼	0	0	0	0	Distinct ▼
2	12 ▼		--Select Group-- MPC ▲	0	0	0	0	Distinct ▼
3	Select ▼		▲ ▼	0	0	0	0	Result / ▼
4	Select ▼		▲ ▼	0	0	0	0	Result / ▼
5	Select ▼		▲ ▼	0	0	0	0	Result / ▼
6	Select ▼		▲ ▼	0	0	0	0	Result / ▼

Note: Hold down the control (ctrl) button to select multiple Subjects

Submit

*** **


Candidates are required to provide the details as required in the above screen starting from 10th standard to the qualifying examination. If qualifying degree result is in the form of CGPA, then the details of equivalent percentage of conversion may be furnished.

Once all the required details are furnished in the screen 4 and saved, the Screen 5 will appear.

Screen 5: The details of employment may be provided, if the candidate is employed on the date of application.

Once all the required details are furnished in the screen 5 and saved, the screen 6 will appear.

Screen 6:



University of Hyderabad

Online Admissions

1660517

Miscellaneous Data

Blood Group	--Select--	Marital Status	UnMarried
Do you require Hostel Accomodation		Yes	
Do you belong to Kashmir Migrant		No	
Are you a single Girl Child in your family		No	

Previous details

Were you in receipt of any scholarship / any other financial support during your previous study. If So, give the details	
Was any disciplinary action taken against you during your academic career so far? If so, give details	
Were you ever convicted by a court of law on a criminal or any other charge? If so, give details	
Reasons, if any gap in the education	
Any other relevant information	

For Statistical purpose only


Do you belong to LBC(List of Backward Classes)	No	If Yes, mention the Group	
Do you belong to any Minority Community	No	If Yes, mention the Community	
Religion	--Select--		

Submit

The required information in the above screen may be furnished.

Once all the required details are furnished in the screen 6 and saved, the Screen 7 will appear.

Screen 7:



University of Hyderabad Online Admissions

1660517


Address

Please provide your family address. The University may use these addresses for communicating even after your completion of the course. So, please don't provide any hostel or temporary address.

	Permanent Address	Present Address
H.No./ Flat No. Building Name	<input type="text"/>	<input type="text"/>
Street / Colony	<input type="text"/>	<input type="text"/>
Locality / Village / City	<input type="text"/>	<input type="text"/>
District (Please select State first)	<input type="text"/>	<input type="text"/>
State	--Select State--	--Select State--
PIN	<input type="text"/>	<input type="text"/>
Country	India	

Submit

The applicant should provide correct mailing address, Permanent address and other details as required in the above screen. Once all the required details are furnished in the screen 7 and saved, the Screen 8 will appear.



University of Hyderabad

Online Admissions

[Logout](#)

Fees Payment

Dear **ASFDSAFAF**,

Your Application Number is : **1600001**

Applied for the Course : **I.M.Sc.** Sciences (MA/PY/CH/SB/ET)

To complete the application submission process, you need to pay the fees using the following link. A confirmation eMail / SMS will be sent to you after payment of fees.

This application is not valid unless you pay the fees before the last date.

[Instructions for Online Payment/Netbanking](#)[Pay Fees Online](#)[Next](#)

*** 4 ***

1. Make the payment by using above payment link “Pay Fees Online”. Your application is not valid unless the payment is made before the last date.
2. Please note that no other mode of payment is accepted except online.

Contact :

For any difficulties experienced in filling the online application form or for any other feedback reach us at entrance@uohyd.ernet.in

Admission Enquiries:
(Timings: 9.00 a.m. to 5.30 p.m. on all working day)

Deputy Registrar (Acad. & Exams.)
Tel. 040-2313 2102

Section Officer (Academic)
Tel. 040-2313 2103

Email: entrance@uohyd.ernet.in