

Help full instructions to fill the online application form for the M.B.A. Programme:-

Note:-

- 1. Partially submitted applications forms, and applications without CAT-2023 SCORES will be rejected.**
- 2. Without the Form Number applications will be rejected.**
- 3. NOTE DOWN THE FORM NUMBER OF APPLICATION FOR FUTURE CORRESPONDENCE/REFERENCE.**
- 4. Fees once paid will not be refunded.**

Help line No: **040 2313 2444** & for more details about the M.B.A Programme click on the below URL:
- acad.uohyd.ac.in/mba24.html

Qualification: - A minimum three-year first-class Bachelor's degree (or its equivalent with 60%) in any discipline recognized by UGC/the Association of Indian Universities/AICTE, obtained on or before June 2023. Those completing their final examinations by June, 2024 can also apply.

(AND)

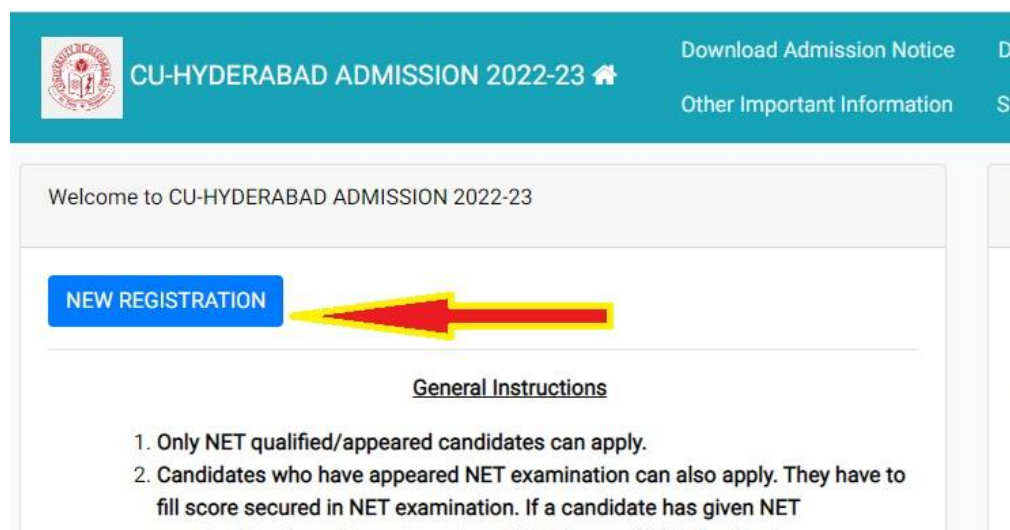
Candidate required to submit applications with the qualified rank in CAT – 2023. Selection is based on CAT-2023 examination scores only.

Only CAT 2023 qualified candidates are requested to apply the online application form & the applications without the Valid Qualifying CAT-23 scores will be rejected. Please fill the online application from carefully after reading the online application from fields.


Enter the NAME as per the SSC/10th class Certificate only.

STEPS TO FILL THE FORM

Step1:- After opening the online application form the below screen will come. Click on the **NEW REGISTRATION button**




Step: 2:- Now the below Page will be come. Fill the form and click on the Register the button.

Important Instructions	Registration for Admission to Ph.D. Programmes
<ol style="list-style-type: none">1. Name and other details entered by the applicant need to be the same as in the Class X Board Marksheet2. Applicant can log in to the admission portal through their registered email address, only.3. Applicant must use his own active email address.4. The Email address provided by the applicant must be functional and the applicant must have access to it throughout the admission process.5. Applicants are encouraged to use latest version of Google Chrome web browser for filling the application form.	<p>Applicant's Full Name (As per class X/XII Marksheet) *</p> <input type="text" value="Applicant's Name"/> <p>Applicant's Email (Please use your own email as this will be your USERNAME and will be used for all official communication) *</p> <input type="text" value="Applicant's Email Address"/> ⓘ <small>Applicant's Email cannot be blank.</small> <p>Re-Enter Applicant's Email Address *</p> <input type="text" value="Confirm Email Address"/> <p>Password (Minimum 6 characters) *</p> <input type="text" value="Password"/> ⓘ <small>Password cannot be blank.</small> <p>Re-Enter Password *</p> <input type="text" value="Confirm Password"/> <p>Mobile Number *</p> <input type="text" value="10 Digit Mobile Number"/> <p>Re-Enter Mobile Number *</p> <input type="text" value="10 Digit Mobile Number"/> <p>Captcha Verification (Type the text shown in the image)</p>  <input type="text" value=""/> <small>* Click on the text to change</small> <p><input type="button" value="Register"/></p>

Enter the NAME as per the SSC/10th class Certificate only.

Step 3:- OTP will be sent to the email id entered. Submit the OTP as shown below.

CU-HYDERABAD ADMISSION 2022-23	Download Admission Notice	Download Prospectus	Visit CU-HYDERABAD ADMISSION 2022 Website
	Other Important Information	Sign In	

You account is created successfully. Please enter the "Verification Code" sent to your registration details. ✕

Verify Account


*Please do not refresh this page.
Time remaining to enter the OTP : 14 min 50 sec*

Reset Password

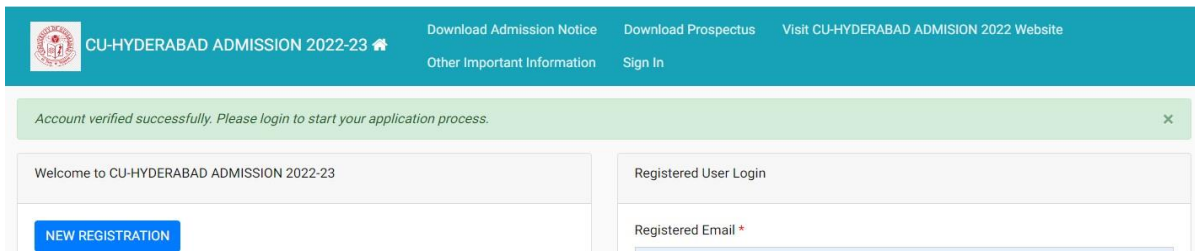
Enter the OTP you received on your email to verify your account.

OTP received on Mail

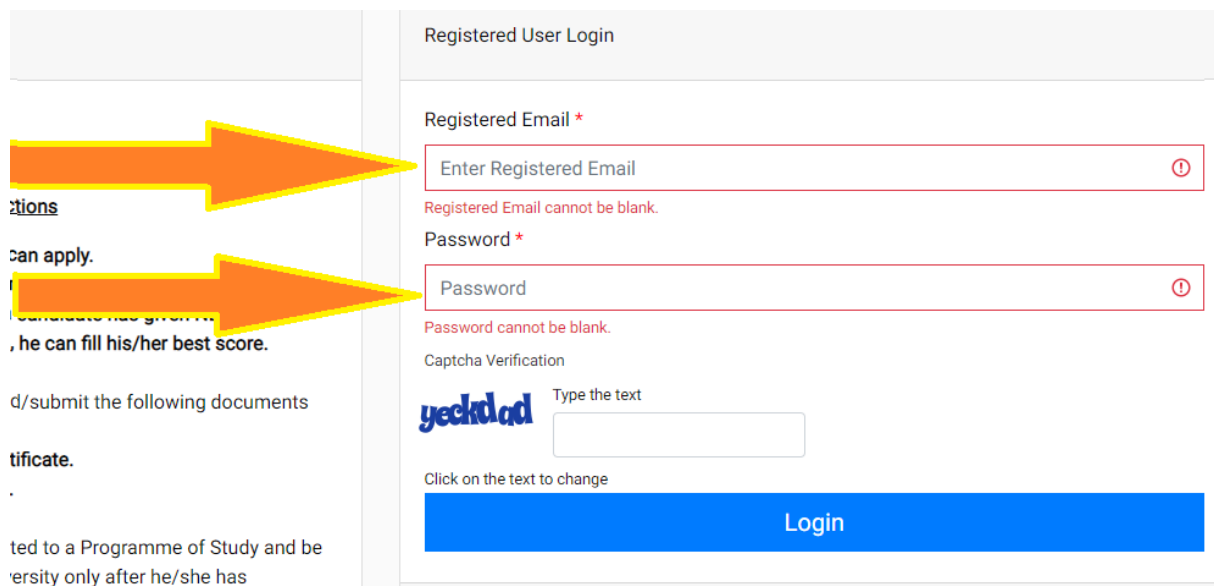
Captcha Verification


* Click on the text to change

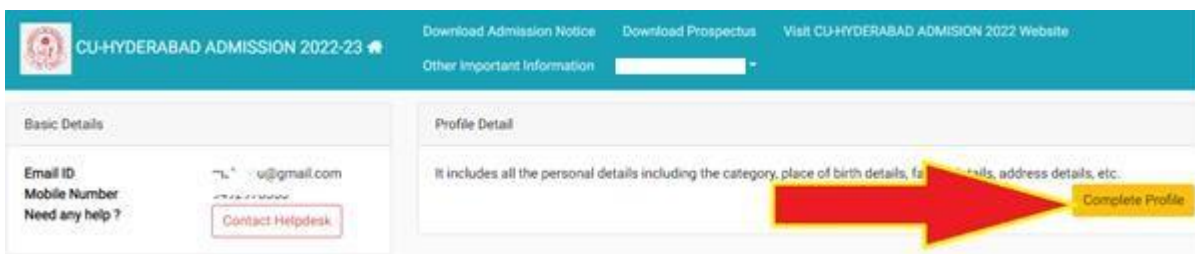
Step 4:- After submitting the OTP received by the email the following message will be shown



Step 5:- Now login with your email id and password as shown below:-



Step 6:- After login you can see the below screen and now you need to click on the complete profile



Step 7:- Start filling the Profile details and submit it → Other Detail → Uploads (Photo, Sign, and Category Certificate)



Profile Detail **1**

Other Detail **2**

Upload **3**

Personal Details

First Name *	Middle Name	Last Name	Applicant's Gender *
<input type="text"/>	<input type="text"/>	<input type="text"/>	<input type="text" value="Select"/>
Applicant's Date of Birth *		Age as on Jul 1, 2022 *	Category *
Day <input type="text" value="Day"/> Month <input type="text" value="Month"/> Year <input type="text" value="Year"/>		<input type="text"/>	<input type="text" value="Select"/>
Applicant's Email *	Alternate Email	Mobile Number *	Alternate Mobile Number (Parent's/Guardian's)
<input type="text" value="mab.hcu@gmail.com"/>	<input type="text"/>	<input type="text" value="9492978303"/>	<input type="text"/>
Blood Group *	Are you citizen of India? *	Religion *	
<input type="text" value="Select"/>	<input type="text" value="Select"/>	<input type="text" value="Select"/>	
Nationality (Other than Indian)			
<input type="text"/>			

Step 8:- Scanned copies of Photo, Signature and Category certificate (In .jpg/.pdf formats) need to be uploaded here UPLOAD PAGE as shown below:-

Profile Detail **1**

Other Detail **2**

Upload **3**

Instruction for Uploading Image/Photo of Document, Certificate, Marksheet and Signature -

Digital Photo and Signature are required in .jpg or .jpeg image format.
File size of digital photo must be within 10kb to 3MB limit.
Document/Certificate/Marksheet related size of digital photo must be within 10kb to 3MB limit.

Photo <i>Accepted formats .jpeg .jpg</i>	
Signature <i>Accepted formats .jpeg .jpg</i>	
OBC Category Certificate <i>Accepted formats .jpeg .jpg .pdf</i>	

Step 9:- Now click on the Apply Now button available in the Programme Section.

CU-HYDERABAD ADMISSION 2022-23

Download Admission Notice Download Prospectus Visit CU-HYDERABAD ADMISSION 2022 Website

Other Important Information

Basic Details

Email ID mabaig@uohyd.ac.in
Mobile Number 9492978303
Need any help ? [Contact Helpdesk](#)

Profile Detail

It includes all the personal details including the category, place of birth details, family details, address details, etc. [View](#)

Programme Selection

Choose the program you want to apply [Apply Now](#)

Step 10:- As shown in the below screen you need to select the programme M.B.A. and need to enter the CAT-2023 Hall ticket No. and scores and the click on the Next button.

Step 13:- After clicking on the **PREVIEW button at the end of the above screen you can see all the details on the screen. Check the details carefully and click on the pay the fees by clicking on the **Pay Fee** button.**

Step 14: After clicking on the **Pay Fee the following screen will come and now select the all check boxes and then press the **Payment Gateway SBI EPAY** button**

The screenshot shows a web browser window with the following content:

Category	OBC (Central List, Non Creamy)
PwD Category	Not Applicable
Programme	Master of Computer Application (Computer Applications)
Amount To be Paid	1

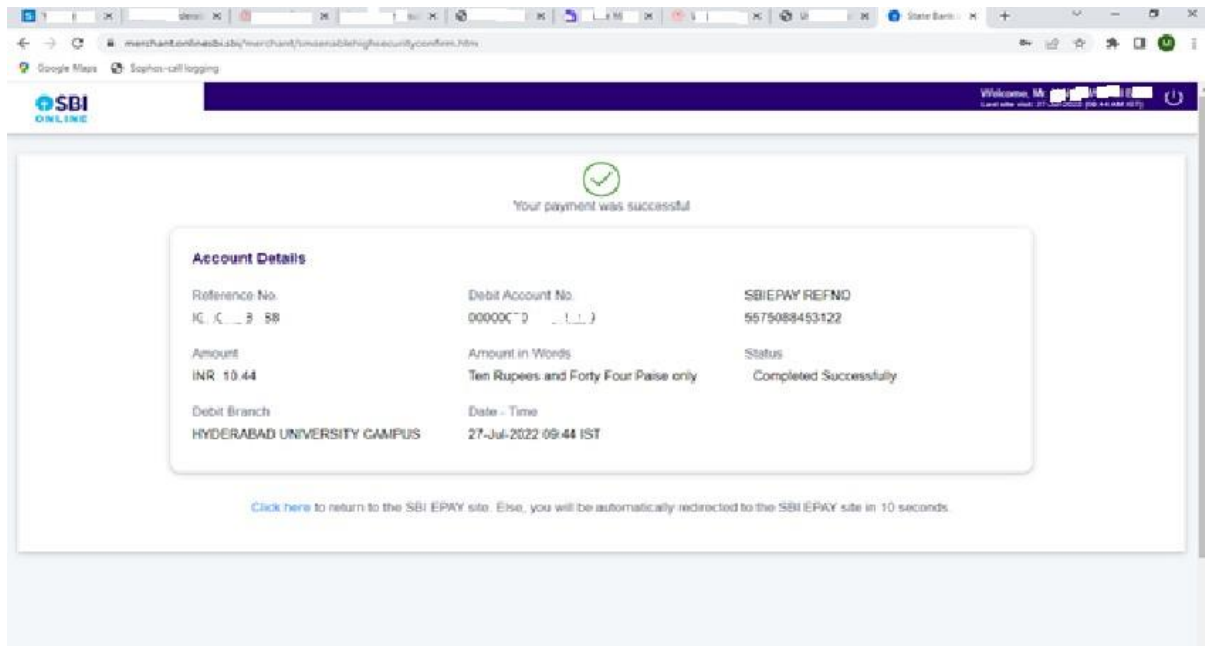
VERIFY THE DETAILS BY CLICKING ON THE CHECKBOXES

- My Name is **MAHAMAD ALI BAIG** as per the Xth Marksheet/Certificate.
- My Date of Birth is **10-June-1980** as per the Xth Marksheet/Certificate.
- My Category is **OBC (Central List, Non Creamy)**. Category changes claims will not be entertained in future
- My Gender is **Male**.
- My Mother name is **SHAJADI BEGUM**.
- Father's / Guardian's Name **MAHABOOR BAIG**.
- My address for correspondence is correct, which is **ED-2-404, RAJIV SWAGRUHA CORP. LTD., SERI LINGAMPALLY, CHANDANAGAR, HYDERABAD, HYDERABAD, Telangana -500019, India**
- I have rechecked all the information in the application form and upload fields.
- I have read all the guidelines and other related information about the admission.
- I do hereby declare that all the statement made in the application are true, complete and correct to the best of my knowledge and belief. I am duly aware that in the event of any particulars or information furnished by me is found to be false/incorrect/incomplete or if I am found indulging in some unlawful act at any time during the course period, my candidature is liable to be summarily rejected/cancelled. Additionally undertaking for students whose results are awaited: "I, having been permitted to be provisionally admitted to Central University of Hyderabad hereby undertake to produce the proof of having successfully qualified in the final qualifying examination with requisite percentage of marks, failing which I shall forthwith vacate the seat and shall have no claim for refund of fees already paid."

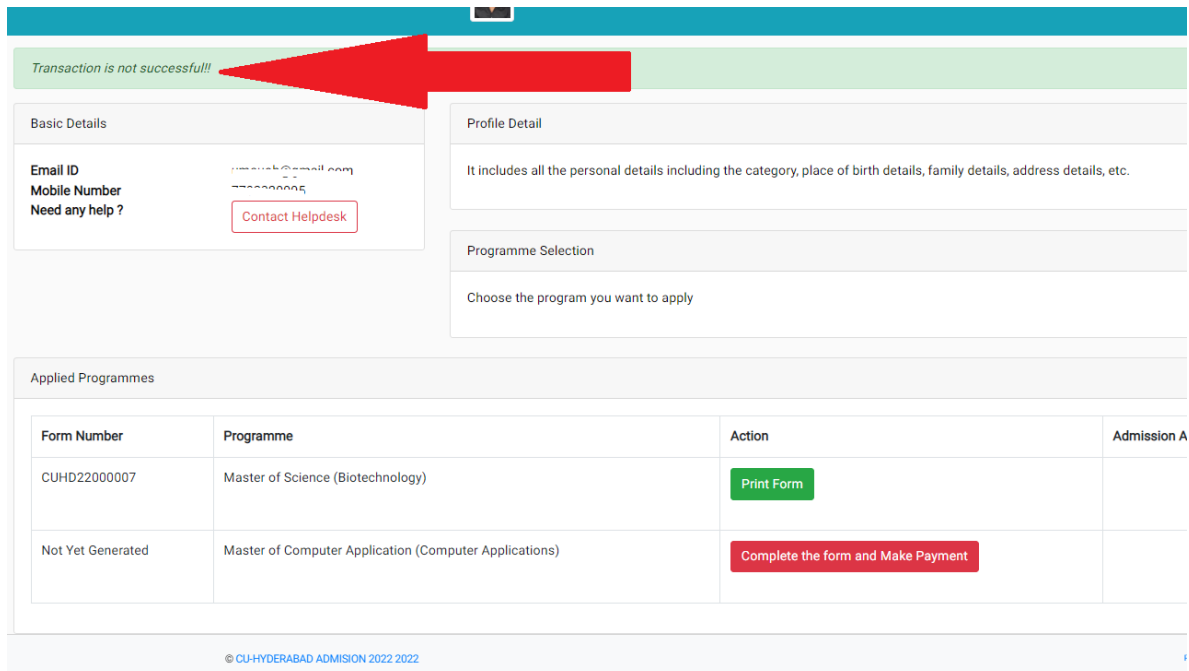
Home (Pay Later) Payment Gateway SBI EPAY

© CU-HYDERABAD ADMISSION 2022-2022 Powered By: PROJECT SAMARTH

Step15:- pay the fees using options available there. After the successful payments



Step 16:- After successful payment the below screen will come now click on once again on the **Complete the form and make payment button**



Step 17:- After the final submission you can print your application form. As shown below:-

Programme Selection

Choose the program you want to apply

Applied Programmes

Form No	Programme	Action	Admission Action
Not	Master of Business Administration (General)	Registration Closed	
Not	Master of Science (Biotechnology)	Registration Closed	
CUHD22000795	Master of Computer Application (Computer Applications)	Print Form	

Note:-

Partially submitted application forms will be rejected.

Without the Form Number applications will be rejected.

NOTE DOWN THE FORM NUMBER OF APPLICATION FOR FUTURE CORRESPONDENCE/REFERENCE.