

Help full instructions to fill the online application form for the M.Sc. Biotechnology:-

Help line No: **040 2313 2444** & for more details about the M.Sc. Biotechnology click on the below URL:
- acad.uohyd.ac.in/msbt24.html

Qualification :-

M.Sc. Biotechnology Qualification:-

Bachelor/s degree under 10+2+3 pattern of education in Physical, Biological, Agricultural, Veterinary and Fishery Sciences, Pharmacy, 4 years Engineering/Technology, B.Sc. (Physician Assistant Course) or Medicine (MBBS) or BDS with at least 55% marks.

(AND)

Candidate required to submit applications with the qualified rank in GAT-B – 2024. Selection is based on General Aptitude Test of Biotechnology (GAT-B-2024) examination scores only.

Only GAT-B 2024 qualified candidates are requested to apply the online application form & the applications without the Valid Qualifying GATB-24 scores will be rejected. Please fill the online application from carefully after reading the online application from fields.

Enter the NAME as per the SSC/10th class Certificate only.

STEPS TO FILL THE FORM

Step1:- After opening the online application form the below screen will come. Click on the **NEW REGISTRATION button**

CU-HYDERABAD ADMISSION 2022-23


Welcome to CU-HYDERABAD ADMISSION 2022-23

NEW REGISTRATION

General Instructions


1. Only NET qualified/appeared candidates can apply.
2. Candidates who have appeared NET examination can also apply. They have to fill score secured in NET examination. If a candidate has given NET examination three times since June 2019, he can fill his/her best score

Step: 2:- Now the below Page will be come. Fill the form and click on the Register the button.

Important Instructions	Registration for Admission to Ph.D. Programmes
<ol style="list-style-type: none">1. Name and other details entered by the applicant need to be the same as in the Class X Board Marksheet2. Applicant can log in to the admission portal through their registered email address, only.3. Applicant must use his own active email address.4. The Email address provided by the applicant must be functional and the applicant must have access to it throughout the admission process.5. Applicants are encouraged to use latest version of Google Chrome web browser for filling the application form.	<p>Applicant's Full Name (As per class X/XII Marksheet) *</p> <input type="text" value="Applicant's Name"/> <p>Applicant's Email (Please use your own email as this will be your USERNAME and will be used for all official communication) *</p> <input type="text" value="Applicant's Email Address"/> <small>Applicant's Email cannot be blank.</small> <p>Re-Enter Applicant's Email Address *</p> <input type="text" value="Confirm Email Address"/> <p>Password (Minimum 6 characters) *</p> <input type="password" value="Password"/> <small>Password cannot be blank.</small> <p>Re-Enter Password *</p> <input type="password" value="Confirm Password"/> <p>Mobile Number *</p> <input type="text" value="10 Digit Mobile Number"/> <p>Re-Enter Mobile Number *</p> <input type="text" value="10 Digit Mobile Number"/> <p>Captcha Verification (Type the text shown in the image)</p>  <input type="text" value=""/> <small>* Click on the text to change</small> <p>Register</p>

Enter the NAME as per the SSC/10th class Certificate only.

Step 3:- OTP will be sent to the email id entered. Submit the OTP as shown below.

CU-HYDERABAD ADMISSION 2022-23	Download Admission Notice	Download Prospectus	Visit CU-HYDERABAD ADMISSION 2022 Website
	Other Important Information	Sign In	

You account is created successfully. Please enter the "Verification Code" sent to your registration details.

Verify Account


*Please do not refresh this page.
Time remaining to enter the OTP : 14 min 50 sec*

Reset Password

Enter the OTP you received on your email to verify your account.

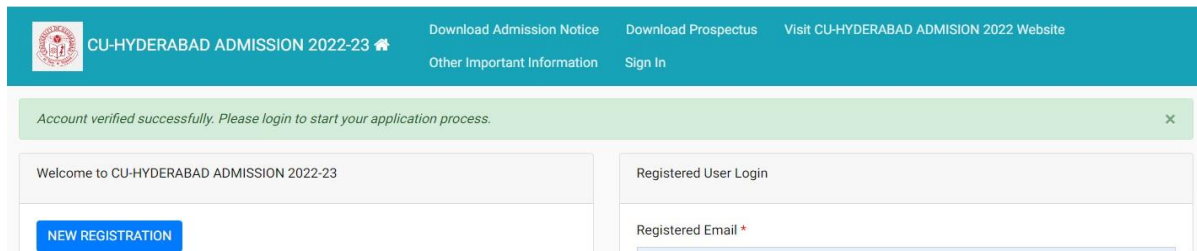
OTP received on Mail

Captcha Verification

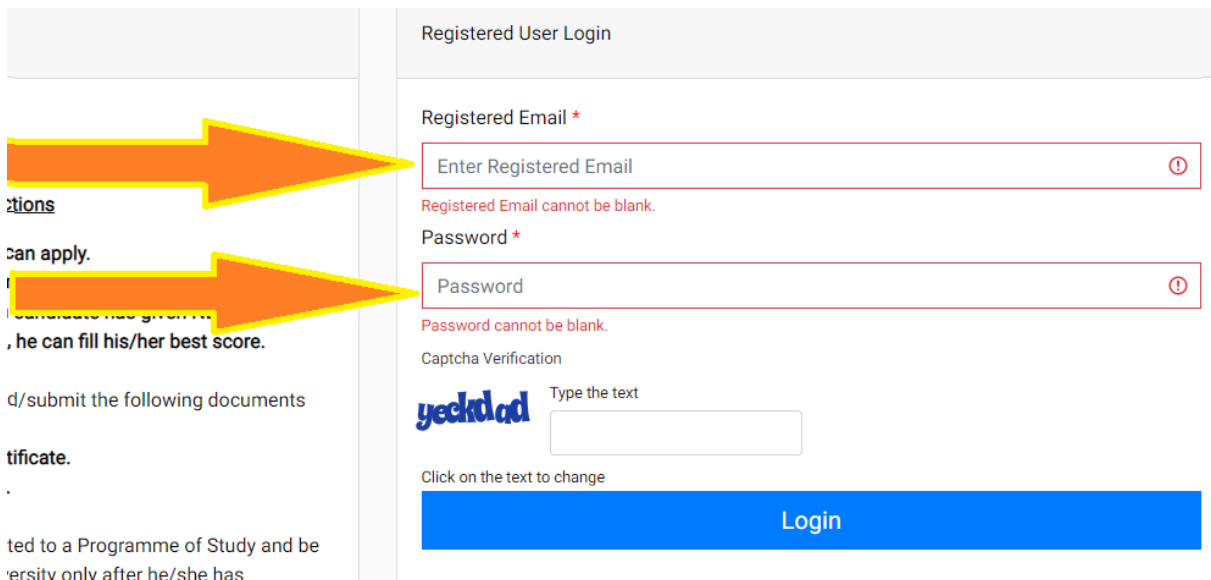

* Click on the text to change

Submit OTP

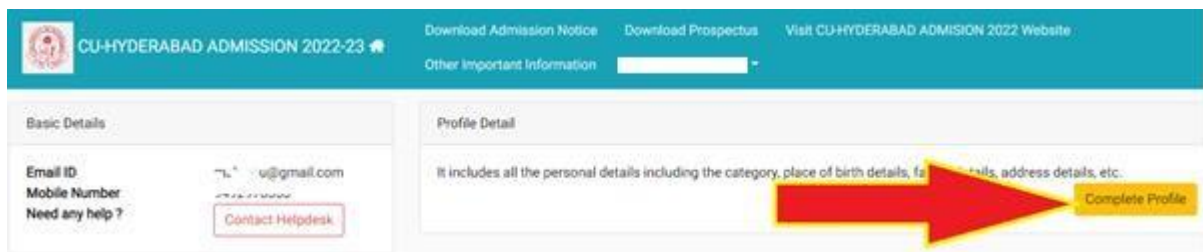
Step 4:- After submitting the OTP received by the email the following message will be shown



Step 5:- Now login with your email id and password as shown below:-



Step 6:- After login you can see the below screen and now you need to click on the complete profile



Step 7:- Start filling the Profile details and submit it → Other Detail → Uploads (Photo, Sign, and Category Certificate)

CU-HYDERABAD ADMISSION 2022-23

[Download Admission Notice](#) [Download Prospectus](#) [Visit CU-HYDERABAD ADMISSION 2022 Website](#)
[Other Important Information](#)

Profile Detail 1
Other Detail 2
Upload 3

Personal Details

First Name *	Middle Name	Last Name	Applicant's Gender *
<input type="text"/>	<input type="text"/>	<input type="text"/>	<input type="text" value="Select"/>
Applicant's Date of Birth *		Age as on Jul 1, 2022 *	Category *
<input type="text" value="Day"/>	<input type="text" value="Month"/>	<input type="text" value="Year"/>	<input type="text" value="Select"/>
Applicant's Email *	Alternate Email	Mobile Number *	Alternate Mobile Number (Parent's/Guardian's)
<input type="text" value="mab.hcu@gmail.com"/>	<input type="text"/>	<input type="text" value="9492978303"/>	<input type="text"/>
Blood Group *	Are you citizen of India? *	Religion *	
<input type="text" value="Select"/>	<input type="text" value="Select"/>	<input type="text" value="Select"/>	
Nationality (Other than Indian)			
<input type="text"/>			

Step 8:- Scanned copies of Photo, Signature and Category certificate (In .jpg/.pdf formats) need to be uploaded here UPLOAD PAGE as shown below:-

Profile Detail 1
Other Detail 2
Upload 3

Instruction for Uploading Image/Photo of Document, Certificate, Marksheet and Signature -

Digital Photo and Signature are required in .jpg or .jpeg image format.
 File size of digital photo must be within 10kb to 3MB limit.
 Document/Certificate/Marksheet related size of digital photo must be within 10kb to 3MB limit.

Photo <i>Accepted formats .jpeg .jpg</i>	👁
Signature <i>Accepted formats .jpeg .jpg</i>	👁
OBC Category Certificate <i>Accepted formats .jpeg .jpg .pdf</i>	👁

Step 9:- Now click on the Apply Now button available in the Programme Section.

The screenshot shows the CU-HYDERABAD ADMISSION 2022-23 website interface. At the top, there are links for 'Download Admission Notice', 'Download Prospectus', and 'Visit CU-HYDERABAD ADMISSION 2022 Website'. Below this, there are sections for 'Basic Details' (Email ID: mabaig@uohyd.ac.in, Mobile Number: 9492978303, Need any help? Contact Helpdesk) and 'Profile Detail' (View button). The 'Programme Selection' section contains the text 'Choose the program you want to apply' and an 'Apply Now' button, which is highlighted with a large red arrow.

Step 10:- As shown in the below screen you need to select the programme M.Sc.- Biotechnology and need to enter the GATB-2022 Application No. and scores and the click on the Next button.

The screenshot shows the 'Programme Selection' form. At the top, there is a navigation bar with steps 1 through 8: Programme Selection (1), Personal Details (2), Academic Details (3), NET/Equivalent Details (4), Other Details (5), Uploads (6), Preview (7), and Payments (8). The form itself has a title 'Select the Programme you want to apply'. It contains several dropdown menus: 'Programme Level' (MASTER (Post-Graduation Programmes)), 'Programme *' (Master of Science (Biotechnology)), and 'National Level Admission Test*' (GAT-B). Below these are input fields for 'Application/Registration/Hall Ticket Number*' and 'Score Obtained on National Level Admission Test*'. At the bottom, there are two buttons: 'Home' and 'Next'.

Step 11:- Fill the academic details and upload the relevant documents and submit the form. No need to pay the application fees for M.Sc. Biotechnology online application.

Step 12:- After the final submission you can print your application form. As shown below:-

CU-HYDERABAD ADMISSION 2022-23

Download Admission Notice | Download Prospectus | Visit CU-HYDERABAD ADMISSION 2022 Website | Other important information

Basic Details

Email ID: [redacted]
Mobile Number: [redacted]
Need any help? [Contact Helpdesk](#)

Profile Detail

It includes all the personal details including the category, place of birth details, family details, address details, etc. [View](#)

Programme Selection

Choose the program you want to apply [Apply Now](#)

Applied Programmes

Form Number	Programme	Action	Admission Action
CUHD22000007	Master of Science (Biotechnology)	Print Form	

Partially submitted application forms will be rejected. NOTE DOWN THE REGISTRATION NUMBER/FORM NUMBER OF APPLICATION FOR FUTURE CORRESPONDENCE/REFERENCE.