

Help full instructions to fill the online application form for the Ph.D. July-2024 session:-

Note:-

- 1. Entrance examination will be conducted only at 7 Centres for the Ph.D. July,2024 session.**
 1. Hyderabad 2. Bhubaneshwar 3. Kochi 4. Patna 5. Delhi 6. Guwahati and 7. Kolkata
- 2. Partially submitted applications forms, and applications without the FORMNUMBER will be rejected.**
- 3. Without the Payment of Application fees & without the Form Number applications will be rejected.**
- 4. NOTE DOWN THE FORM NUMBER OF APPLICATION FOR FUTURE CORRESPONDENCE/REFERENCE.**
- 5. Fees once paid will not be refunded.**

Help line No: **040 2313 2444** & for more details about the Ph.D. Programme click on the below URL: - acad.uohyd.ac.in/phd24july.html



Enter the NAME as per the SSC/10th class Certificate only.

STEPS TO FILL THE FORM

Step1:- After opening the online application form the below screen will come. Click on the **NEW REGISTRATION button**





The screenshot shows the CU-HYDERABAD ADMISSION 2023-24 website interface. The top navigation bar includes the university logo, the text 'CU-HYDERABAD ADMISSION 2023-24', and links for 'Download Admission Notice', 'Download Prospectus', 'Visit CU-HYDERABAD ADMISSION 2023 Website', and 'Other Important Info'. The main content area is divided into two columns. The left column contains a 'Welcome to CU-HYDERABAD ADMISSION 2023-24' message, a prominent blue 'NEW REGISTRATION' button with a large red arrow pointing to it, a link for 'General Instructions', and helpline timing information: '(Helpline Timing - 10:00 A.M. to - 05:00 P.M. Monday to Friday)'. The right column is titled 'Registered User Login' and contains input fields for 'Registered Email *', 'Password *', and a 'Captcha Verification' section with the 'zutochn' logo and a 'Type the text' input box. A blue 'Login' button is located at the bottom right of the login section.

Step: 2:- Now the below Page will be come. Fill the form and click on the Register the button.

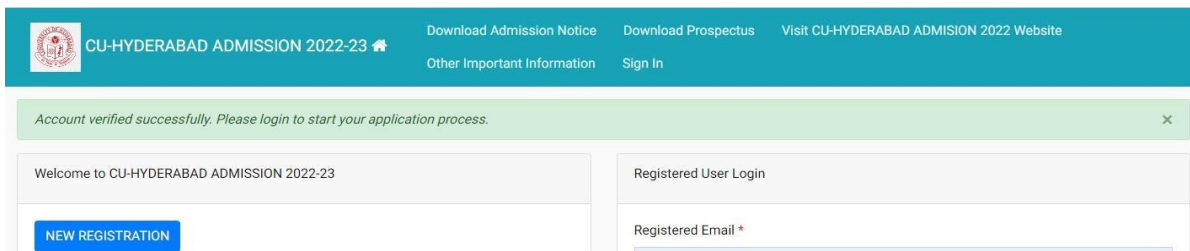
Important Instructions <ol style="list-style-type: none">1. Name and other details entered by the applicant need to be the same as in the Class X Board Marksheet2. Applicant can log in to the admission portal through their registered email address, only.3. Applicant must use his own active email address.4. The Email address provided by the applicant must be functional and the applicant must have access to it throughout the admission process.5. Applicants are encouraged to use latest version of Google Chrome web browser for filling the application form.	Registration for Admission to Ph.D. Programmes <p>Applicant's Full Name (As per class X/XII Marksheet) *</p> <input type="text" value="Applicant's Name"/> <p>Applicant's Email (Please use your own email as this will be your USERNAME and will be used for all official communication) *</p> <input type="text" value="Applicant's Email Address"/> <small>Applicant's Email cannot be blank.</small> <p>Re-Enter Applicant's Email Address *</p> <input type="text" value="Confirm Email Address"/> <p>Password (Minimum 6 characters) *</p> <input type="text" value="Password"/> <small>Password cannot be blank.</small> <p>Re-Enter Password *</p> <input type="text" value="Confirm Password"/> <p>Mobile Number *</p> <input type="text" value="10 Digit Mobile Number"/> <p>Re-Enter Mobile Number *</p> <input type="text" value="10 Digit Mobile Number"/> <p>Captcha Verification (Type the text shown in the image)</p>  <input type="text" value=""/> <small>* Click on the text to change</small>  <input type="button" value="Register"/>
---	---

Enter the NAME as per the SSC/10th class Certificate only.

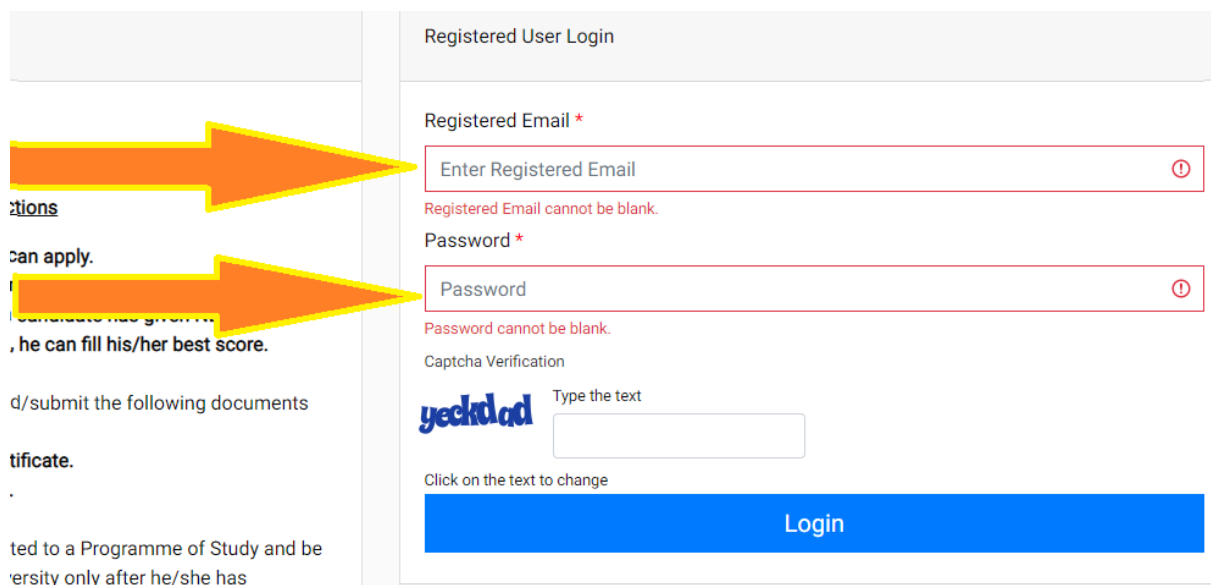
Step 3:- OTP will be sent to the email id entered. Submit the OTP as shown below.

 CU-HYDERABAD ADMISSION 2022-23 	Download Admission Notice Download Prospectus Visit CU-HYDERABAD ADMISION 2022 Website Other Important Information Sign In
<small>You account is created successfully. Please enter the "Verification Code" sent to your registration details.</small> 	
Verify Account	
<p><small>Please do not refresh this page. Time remaining to enter the OTP : 14 min 50 sec</small></p>	
Reset Password Enter the OTP you received on your email m-*****@gmail.com to verify your account.	
OTP received on Mail <input type="text"/>	
Captcha Verification  <input type="text"/>	
<small>* Click on the text to change</small> <input type="button" value="Submit OTP"/>	

Step 4:- After submitting the OTP received by the email the following message will be shown



Step 5:- Now login with your email id and password as shown below:-



Step 6:- After login you can see the below screen and now you need to click on the complete profile



Step 7:- Start filling the Profile details and submit it → Other Detail → Uploads (Photo, Sign, and Category Certificate)

CU-HYDERABAD ADMISSION 2022-23

[Download Admission Notice](#) [Download Prospectus](#) [Visit CU-HYDERABAD ADMISSION 2022 Website](#)
[Other Important Information](#)

Profile Detail **1**
Other Detail **2**
Upload **3**

Personal Details

First Name *	Middle Name	Last Name	Applicant's Gender *
<input type="text"/>	<input type="text"/>	<input type="text"/>	<input type="text" value="Select"/>
Applicant's Date of Birth*	Age as on Jul 1, 2022 *		Category *
Day <input type="text"/> Month <input type="text"/> Year <input type="text"/>	<input type="text"/>		<input type="text" value="Select"/>
Applicant's Email *	Alternate Email	Mobile Number *	Alternate Mobile Number (Parent's/Guardian's)
<input type="text" value="mab.hcu@gmail.com"/>	<input type="text"/>	<input type="text" value="9492978303"/>	<input type="text"/>
Blood Group *	Are you citizen of India? *	Religion *	
<input type="text" value="Select"/>	<input type="text" value="Select"/>	<input type="text" value="Select"/>	
Nationality (Other than Indian)			
<input type="text"/>			

Step 8:- Scanned copies of Photo, Signature and Category certificate (In .jpg/.pdf formats) need to be uploaded here UPLOAD PAGE as shown below:-

Profile Detail **1**
Other Detail **2**
Upload **3**

Instruction for Uploading Image/Photo of Document, Certificate, Marksheet and Signature -

Digital Photo and Signature are required in .jpg or .jpeg image format.
 File size of digital photo must be within 10kb to 3MB limit.
 Document/Certificate/Marksheet related size of digital photo must be within 10kb to 3MB limit.

Photo <i>Accepted formats :.jpeg .jpg</i>	📷
Signature <i>Accepted formats :.jpeg .jpg</i>	📷
OBC Category Certificate <i>Accepted formats :.jpeg .jpg .pdf</i>	📷

Step 9:- Now click on the Apply Now button available in the Programme Section.

The screenshot shows the top navigation bar with links for 'Download Admission Notice', 'Download Prospectus', and 'Visit CU-HYDERABAD ADMISSION 2022 Website'. Below this, there are sections for 'Basic Details' (Email ID: mabaig@uohyd.ac.in, Mobile Number: 9492978303, Contact Helpdesk), 'Profile Detail' (View button), and 'Programme Selection' (Choose the program you want to apply, Apply Now button). A large red arrow points to the 'Apply Now' button.

Step 10:- As shown in the below screen you need to select the programme Level as DOCTORAL (Ph.D. Programme)

Programme : Select the subject do you want to apply.

Click on the radio button for the qualification eligibility criteria

The screenshot shows the 'Programme Selection' step of the application process. It includes a navigation bar with tabs for 'Programme Selection', 'Personal Details', 'Academic Details', 'NEET/Equivalent Details', 'Other Details', 'Uploads', 'Preview', and 'Payments'. The main content area has a heading 'Select the Programme you want to apply'. Under 'Programme Level', 'DOCTORAL (Ph.D. Programmes)' is selected. Under 'Programme', 'Doctor of Philosophy (Chemistry)' is selected. Under 'Select Eligibility Criteria', the first option is selected with a radio button. A red arrow points to this radio button. At the bottom, there are 'Home' and 'Next' buttons.


Step 11:- Fill the academic details and upload the relevant documents by clicking on the **Next button.**

Doctor of Philosophy (Chemistry)

Programme Selection 1 Personal Details 2 Academic Details 3 NET/Equivalent Details 4 Other Details 5 Uploads 6 Preview 7 Payments 8

Programme Selection

Programme	Eligibility Detail	Status
Doctor of Philosophy (Chemistry)	UGC-CSIR JRF (Including JRF) qualified AND With M.Sc. OR equivalent degree in Chemistry or in allied subjects with at least 55% marks. (Note: M.Sc. in Physics or Materials Science or Life Sciences are treated as allied subjects for this purpose) NOTE: Candidates admitted to Ph.D. Chemistry should be able to conduct their experiments on their own. There will be no provision for allowing any assistance or scribe to do the experiments.	Un-Paid

Home  Next

Step 12:- Now you need to check your profile details and then academic details need to be filled.

Programme Selection 1 Personal Details 2 Academic Details 3 NET/Equivalent Details 4 Other Details 5 Uploads 6 Preview 7 Payments 8

PERSONAL DETAILS

Full Name of the Applicant	Gender	Male	Date of Birth	Age as on Jul 1, 2022: 42 Years 0 Month 22 Days			
Category	General	Blood Group	O+	Are you Citizen of India? / Religion	Yes (Religion: Islam)		
Email mab.hou@gmail.com	Mobile Number	Alternate Email	Alternate Mobile	Correspondence Address	Permanent Address		

PLACE OF BIRTH DETAILS

Village/Town/City	Country	INDIA	State	Andhra Pradesh	District	
-------------------	---------	-------	-------	----------------	----------	--

CU-HYDERABAD ADMISSION 2023 REGISTRATION DETAILS (IF APPLICABLE)

Are you studied in any colleges affiliated under CU-HYDERABAD ADMISSION 2023?	No	Registration number	NA	Name of CU-HYDERABAD ADMISSION 2023 department/affiliated college	NA	Programme registered in	NA
---	----	---------------------	----	---	----	-------------------------	----

FAMILY DETAILS


Mother's Name	Mother's Mobile Number	
Father's / Guardian's Name	Father's / Guardian's Mobile Number	
Do you belong to rural or urban area?	URBAN	
Annual Family Income	Up to 2,00,000	

OTHER CATEGORY/QUOTA

PwD Category	Not Applicable
Kashmir Migrant Category	Not Applicable
Children/Widows of the eligible Armed Forces Personnel Category	Not Applicable

BANK DETAILS FOR FINANCIAL ASSISTANCE AND REFUND IF APPLICABLE

Name of Account Holder	Account Number	Name of Bank	SEI	IFSC Code	
------------------------	----------------	--------------	-----	-----------	--

Previous  Next

Qualification Details - Masters or PostGraduate or Equivalent

Masters Qualification Status *

Masters Year of Passing/ Appeared/ Appearing final exam *

Masters Subject Combination *

Masters Name of the Board/University *

Masters Name of the Other Board/University

Masters Course Name *

Masters Specialization Subject *

Masters Institute/College *

Masters Division *

Masters Percentage [For Candidates whose qualification status is 'Appeared / Appearing', average percentage till last examination should be provided (if your mark is in CGPA, please convert to equivalent percentage as per your CGPA score and CGPA Scale)] *

Qualification Details - M.Phil

MPhil Qualification Status

MPhil Course Name

MPhil Year of Passing/ Appeared/ Appearing final exam

MPhil Board/University

University of Hyderabad MPhil Registration Number

MPhil Institute Name

MPhil Division

MPhil Specialization

MPhil's Percentage [For Candidates whose qualification status is 'Appeared / Appearing', average percentage till last examination should be provided (if your mark is in CGPA, please convert to equivalent percentage as per your CGPA score and CGPA Scale)]

Previous
➔
Save and Next

Step 13:- Here you need to provide the valid UGC-NET/DBT/ICMR-NET-JRF (including JRF) details as shown in the below screenshot:-

Programme Selection 1 |
 Personal Details 2 |
 Academic Details 3 |
 NET/Equivalent Details 4 |
 Other Details 5 |
 Uploads 6 |
 Preview

NET or Equivalent detail

NET or Equivalent Qualification Details

- UGC-CSIR NET (including JRF)
- ICMR-NET (including JRF)
- DBT-NET (including JRF)
- UGC-NET (including JRF)

NET or Equivalent Subject

Do you have Research Fellowship? * No * Yes *

Please provide details about your Research Fellowship

Previous
➔
Save and Next

Step 14:- Upload the relevant documents and check the preview of the updated certificates as shown below. and clicking on the PREVIEW button


Master of Computer Application (Computer Applications)

Programme Selection 1	Personal Details 2	Academic Details 3	Other Details 4	Uploads 5	Preview 6	Payments 7
-----------------------	--------------------	--------------------	-----------------	-----------	-----------	------------

Instruction for Uploading Image/Photo of Document, Certificate, Marksheet and Signature -

Digital Photo and Signature are required in .jpg or .jpeg image format.
File size of digital photo must be within 10kb to 3MB limit.
Document/Certificate/Marksheet related size of digital photo must be within 10kb to 3MB limit.

Photo <i>Accepted formats .jpeg .jpg .pdf</i>					
Signature <i>Accepted formats .jpeg .jpg .pdf</i>					
OBC Category Certificate <i>Accepted formats .jpeg .jpg .pdf</i>					
Class X (Please scan both marksheet and certificate in a single file and upload) <i>Accepted formats .jpeg .jpg .pdf</i>					
Class XII (Please scan both marksheet and certificate in a single file and upload)					



Step 15:- After clicking on the **PREVIEW button at the end of the above screen you can see all the details on the screen. Check the details carefully and click on the pay the fees by clicking on the **Pay Fee** button.**

Photo	Upload
Signature	Upload
OBC Category Certificate	Upload
Class X (Please scan both marksheet and certificate in a single file and upload)	Upload
Class XII (Please scan both marksheet and certificate in a single file and upload)	Upload
NAGARJUNA UNIVERSITY (Graduation) (Please scan both marksheet and certificate in a single file and upload)	Upload
C.G./Provisional Certificate	Upload
National Level Admission Test Certificate (NIMCET,95)	Upload

I do hereby declare that all the statement made in the application are true, complete and correct to the best of my knowledge and belief. I am duly aware that in the event of any particulars or information furnished by me is found to be false/incorrect/incorrectly furnished or found indulging in some unlawful act at any time during the course period, my candidature is liable to be summarily rejected/cancelled. Additionally undertaking for students whose results are awaited: "I, having been permitted to be provisionally admitted to University of Hyderabad hereby undertake to produce the proof of having successfully qualified in the final qualifying examination with requisite percentage of marks, failing which I shall forthwith vacate the seat and shall have no claim for refund of fees already paid."



Previous
Pay Fee

© CU-HYDRABAD ADMISSION 2022 2022
Powered By P

Step 16: After clicking on the **Pay Fee the following screen will come and now select the all check boxes and then press the **Payment Gateway SBI EPAY** button**

Category	OBC (Central List, Non Creamy)
PwD Category	Not Applicable
Programme	Master of Computer Application (Computer Applications)
Amount To be Paid	1

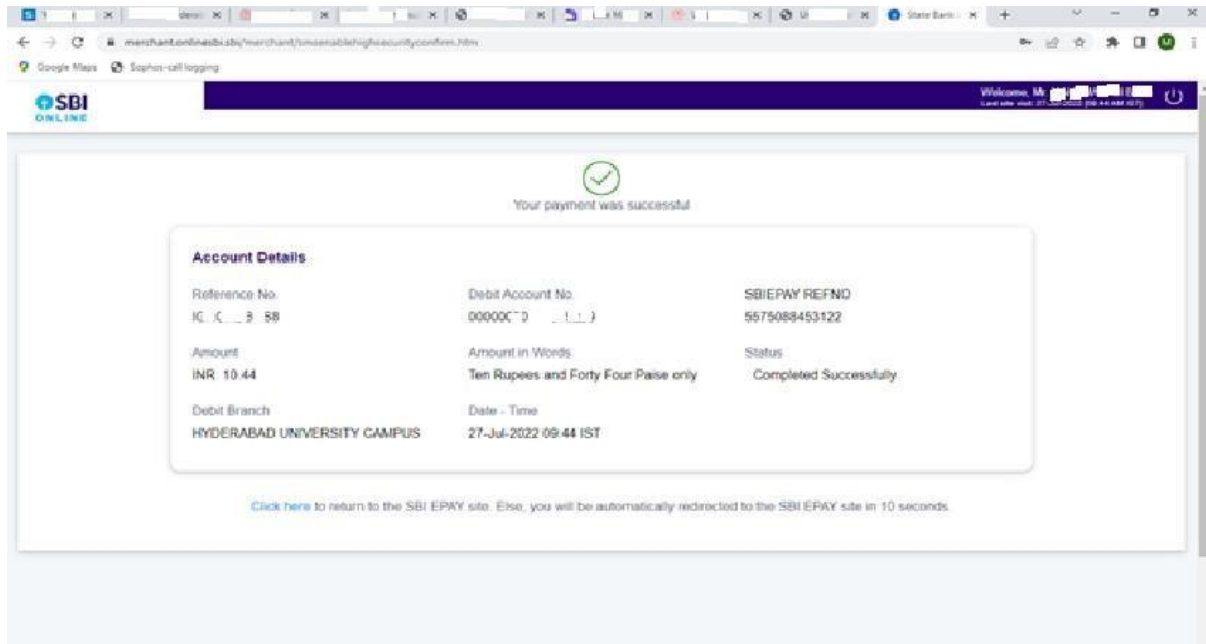
VERIFY THE DETAILS BY CLICKING ON THE CHECKBOXES

- My Name is **MAHAMAD ALI BAIG** as per the Xth Marksheet/Certificate.
- My Date of Birth is **10-June-1980** as per the Xth Marksheet/Certificate.
- My Category is **OBC (Central List, Non Creamy)**. Category changes claims will not be entertained in future
- My Gender is **Male**.
- My Mother name is **SHAJADI BEGUM**.
- Father's / Guardian's Name **MAHABOOB BAIG**.
- My address for correspondence is correct, which is **ED2-404, RAJIV SWAGRIHA CORP LTD, SERI LINGAMPALLY, CHANDANAGAR, HYDERABAD, HYDERABAD, Telangana -500019, India**
- I have rechecked all the information in the application form and upload fields.
- I have read all the guidelines and other related information about the admission.
- I do hereby declare that all the statement made in the application are true, complete and correct to the best of my knowledge and belief. I am duly aware that in the event of any particulars or information furnished by me is found to be false/incorrect/incomplete or if I am found indulging in some unlawful act at any time during the course period, my candidature is liable to be summarily rejected/cancelled. Additionally undertaking for students whose results are awaited: "I, having been permitted to be provisionally admitted to Central University of Hyderabad hereby undertake to produce the proof of having successfully qualified in the final qualifying examination with requisite percentage of marks, failing which I shall forthwith vacate the seat and shall have no claim for refund of fees already paid."

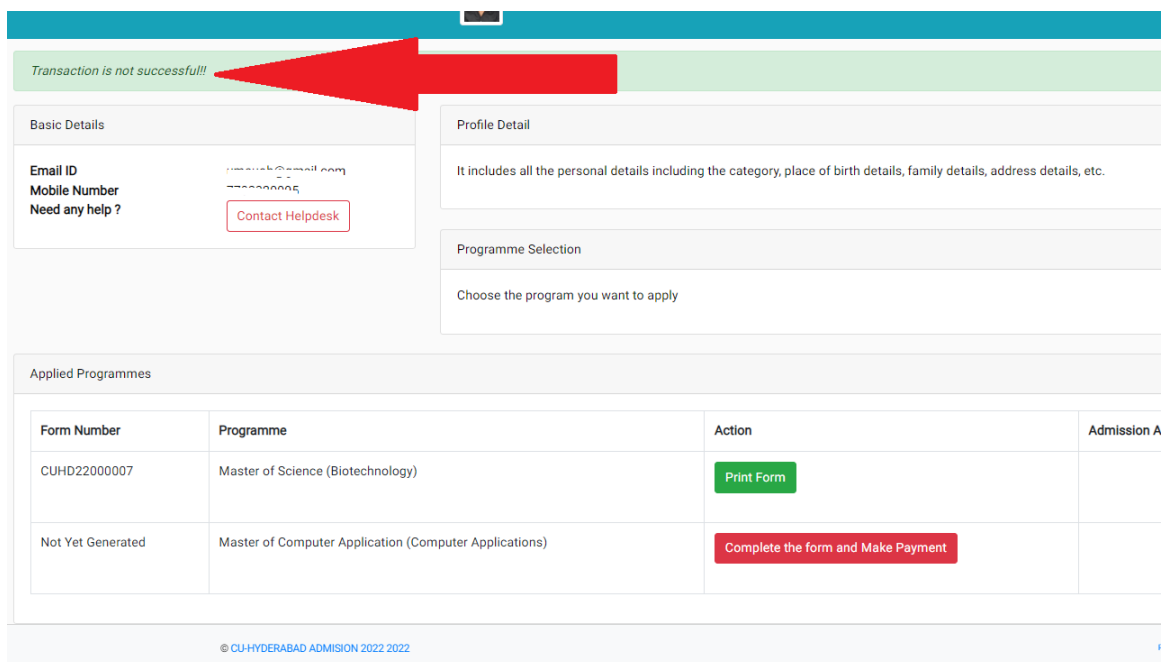
Home (Pay Later)

Payment Gateway SBI EPAY

Step17:- pay the fees using options available there. After the successful payments



Step 18:- After successful payment the below screen will come now click on once again on the **Complete the form and make payment button**



Step 19:- After the final submission you can print your application form. As shown below:-

Programme Selection

Choose the program you want to apply

Applied Programmes

Form	Programme	Action	Admission Action
Not	Master of Business Administration (General)	Registration Closed	
Not	Master of Science (Biotechnology)	Registration Closed	
CUHD22000795	Master of Computer Application (Computer Applications)	Print Form	

Note:-

Partially submitted application forms will be rejected.

Without the Form Number applications will be rejected.

NOTE DOWN THE FORM NUMBER OF APPLICATION FOR FUTURE CORRESPONDENCE/REFERENCE.