

**UNIVERSITY OF HYDERABAD**  
**ADMISSIONS 2026 :: Ph.D. Programmes**

---

Help full instructions to fill the online application form for the Ph.D. July-2026 session:-

**Note:-**

**1. Entrance examination will be conducted only at 7 Centres for the Ph.D. July,2025 session.**

1. Hyderabad 2. Bhubaneshwar 3. Kochi 4. Patna 5. Delhi 6. Guwahati and 7. Kolkata

**For the below Ph.D. programmes only Entrance examination will be conducted: -**

<b>SNO</b>	<b>Title of the Ph.D. programme</b>	<b>Mode of admission</b>
1	Physics	UOH EXAM
2	Earth, Ocean and Atmos. Sci.	UOH EXAM
3	Biochemistry	UOH EXAM
4	Plant Sciences	UOH EXAM
5	Animal Biology	UOH EXAM
6	Bioinformatics	UOH EXAM
7	Biotechnology	UOH EXAM
8	Sanskrit Studies	UOH EXAM
9	Telugu	UOH EXAM
10	Urdu	UOH EXAM
11	Comparative Literature	UOH EXAM
12	English Language Studies	UOH EXAM
13	History	UOH EXAM
14	Political Science	UOH EXAM
15	Sociology	UOH EXAM
16	Anthropology	UOH EXAM
17	Education	UOH EXAM
18	Regional Studies	UOH EXAM
19	Folk Culture Studies	UOH EXAM
20	Social Inclusion Studies	UOH EXAM
21	Indian Diaspora	UOH EXAM
22	Gender Studies	UOH EXAM
23	Dance	UOH EXAM
24	Communication	UOH EXAM
25	Music	UOH EXAM
26	Optometry	UOH EXAM
27	Materials Engineering	UOH EXAM
28	Nanoscience and Technology	UOH EXAM

**2. Partially submitted applications forms, and applications without the FORMNUMBER will be rejected.**

**3. Without the Payment of Application fees & without the Form Number applications will be rejected.**

**4. NOTE DOWN THE FORM NUMBER OF APPLICATION FOR FUTURE CORRESPONDENCE/REFERENCE.**

**5. Fees once paid will not be refunded.**

Help line No: **040 2313 2444** & for more details about the Ph.D. Programme click on the below URL: -  
[acad.uohyd.ac.in/phd26july.html](http://acad.uohyd.ac.in/phd26july.html)

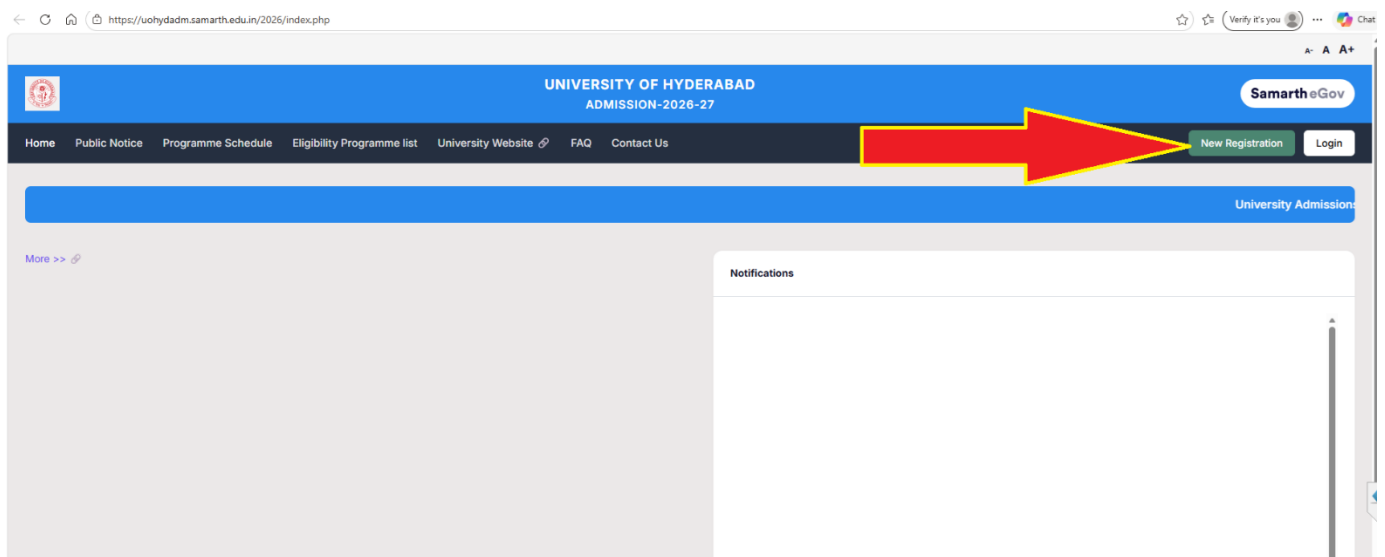
Enter the NAME as per the SSC/10<sup>th</sup> class Certificate only.

For the online application click on the below [URL:-](#)

<https://uohydadm.samarth.edu.in/2026/index.php>

## STEPS TO FILL THE FORM

**Step1:- After opening the online application form the below screen will come. Click on the **NEW REGISTRATION** button**



**Step: 2:- Now the below Page will be come. Fill the form and click on the **Register** the button.**

Enter the NAME as per the SSC/10<sup>th</sup> class Certificate only.

### Important Instructions

1. Name and other details entered by the applicant need to be the same as in the [Class X Board Marksheet](#)
2. Applicant can log in to the admission portal through their [registered email address, only](#).
3. Applicant must use his own [active](#) email address.
4. The Email address provided by the applicant must be functional and the applicant must have access to it throughout the admission process.
5. Applicants are encouraged to use latest version of [Google Chrome](#) web browser for filling the application form.

### Registration for Admission to Ph.D. Programmes

Applicant's Full Name (As per class X/XII Marksheet) \*

Applicant's Email (Please use your own email as this will be your USERNAME and will be used for all official communication) \*

Re-Enter Applicant's Email Address \*

Password (Minimum 6 characters) \*

Re-Enter Password \*

Mobile Number \*

Re-Enter Mobile Number \*


Captcha Verification (Type the text shown in the image)

Applicant's Email cannot be blank.



Password cannot be blank.



\* Click on the text to change

**Step 3:- OTP will be sent to the email id entered. Submit the OTP as shown below.**

CU-HYDERABAD ADMISSION 2022-23

[Download Admission Notice](#)
[Download Prospectus](#)
[Visit CU-HYDERABAD ADMISSION 2022 Website](#)

[Other Important Information](#)
[Sign In](#)

You account is created successfully. Please enter the "Verification Code" sent to your registration details. ×

### Verify Account


Please do not refresh this page.  
Time remaining to enter the OTP : 14 min 50 sec

#### Reset Password

Enter the OTP you received on your email \*\*\*@gmail.com to verify your account.

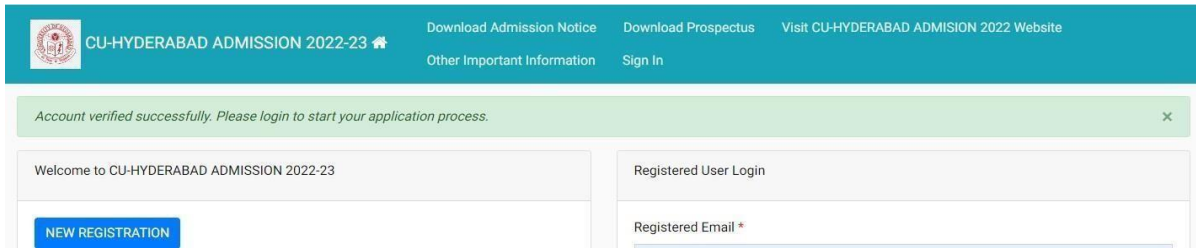
OTP received on Mail

Captcha Verification

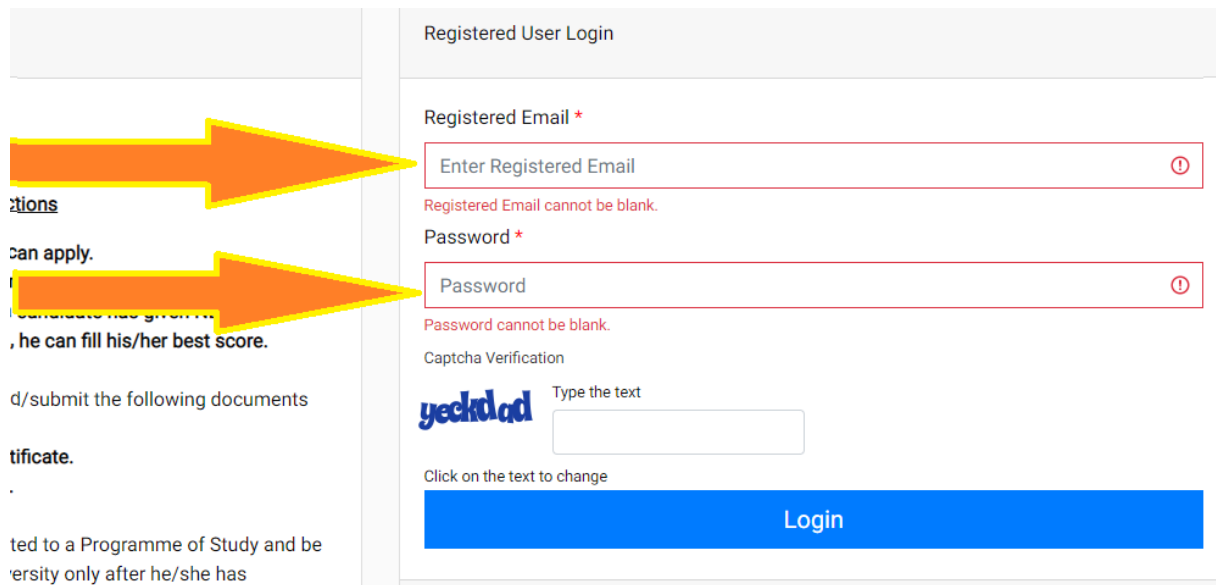



\* Click on the text to change

**Step 4:- After submitting the OTP received by the email the following message will be shown**



**Step 5:- Now login with your email id and password as shown below:-**



**Step 6:- After login you can see the below screen and now you need to click on the complete profile**



**Step 7:- Start filling the Profile details and submit it → Other Detail → Uploads (Photo, Sign, and Category Certificate)**



Select the Programme you want to apply

Programme Level  
DOCTORAL (Ph.D Programmes)

Programme \*  
Doctor of Philosophy (Chemistry)

Select Eligibility Criteria

Eligibility Criteria Select

UGC-CSIR JRF (including JRF) qualified AND With M.Sc. OR equivalent degree in Chemistry or in allied subjects with at least 55% marks. (Note: M.Sc. in Physics or Materials Science or Life Science purpose) NOTE: Candidates admitted to Ph.D. Chemistry should be able to conduct their experiments on their own. There will be no provision for allowing any assistance or scribe to do the experiments.

Home Next

**Step 11:- Fill the academic details and upload the relevant documents by clicking on the **Next** button.**

Doctor of Philosophy (Chemistry)

[Programme Selection](#) | [Personal Details](#) | [Academic Details](#) | [NET/Equivalent Details](#) | [Other Details](#) | [Uploads](#) | [Preview](#) | [Payments](#)

Programme Selection

Programme	Eligibility Detail	Status
Doctor of Philosophy (Chemistry)	UGC-CSIR JRF (including JRF) qualified AND With M.Sc. OR equivalent degree in Chemistry or in allied subjects with at least 55% marks. (Note: M.Sc. in Physics or Materials Science or Life Sciences are treated as allied subjects for this purpose) NOTE: Candidates admitted to Ph.D. Chemistry should be able to conduct their experiments on their own. There will be no provision for allowing any assistance or scribe to do the experiments.	Un-Paid

[Home](#) [Next](#)

**Step 12:- Now you need to check your profile details and then academic details need to be filled.**

[Programme Selection](#) | [Personal Details](#) | [Academic Details](#) | [NET/Equivalent Details](#) | [Other Details](#) | [Uploads](#) | [Preview](#) | [Payments](#)

PERSONAL DETAILS

Full Name of the Applicant	Gender	Male	Date of Birth	Age as on Jul 1, 2022: 42 Years 0 Month 22 Days
Category	General	Blood Group	Are you Citizen of India? / Religion	Yes (Religion: Islam)
Email mob.tou@gmail.com	Mobile Number	Alternate Email Alternate Mobile	Correspondence Address	Permanent Address

PLACE OF BIRTH DETAILS

Village/Town/City	Country	INDIA	State	District
-------------------	---------	-------	-------	----------

CUHYDERABAD ADMISSION 2023 REGISTRATION DETAILS (IF APPLICABLE)

Are you studied in any colleges affiliated under CU-HYDERABAD ADMISSION 2023?	No	Registration number	NA	Name of CU-HYDERABAD ADMISSION 2023 department/affiliated college	NA	Programme registered in	NA
---	----	---------------------	----	---	----	-------------------------	----

FAMILY DETAILS

Mother's Name	Mother's Mobile Number
Father's / Guardian's Name	Father's / Guardian's Mobile Number
Do you belong to rural or urban area?	URBAN
Annual Family Income	Up to 2,00,000

OTHER CATEGORY/QUOTA

PwD Category	Not Applicable
Kashmiri Migrant Category	Not Applicable
Children/Widows of the eligible Armed Forces Personnel Category	Not Applicable

BANK DETAILS FOR FINANCIAL ASSISTANCE AND REFUND IF APPLICABLE

Name of Account Holder	Account Number	Name of Bank	SBI	IFSC Code
------------------------	----------------	--------------	-----	-----------

[Previous](#) [Next](#)

**Qualification Details - Masters or PostGraduate or Equivalent**

Masters Qualification Status \*

Masters Year of Passing/ Appeared/ Appearing final exam \*

Masters Subject Combination \*

Masters Name of the Board/University \*

Masters Name of the Other Board/University

Masters Course Name \*

Masters Specialization Subject \*

Masters Institute/College \*

Masters Division \*

Masters Percentage [For Candidates whose qualification status is 'Appeared / Appearing', average percentage till last examination should be provided (if your mark is in CGPA, please convert to equivalent percentage as per your CGPA score and CGPA Scale)] \*

---

**Qualification Details - M.Phil**

MPhil Qualification Status

MPhil Course Name

MPhil Year of Passing/ Appeared/ Appearing final exam

MPhil Board/University


University of Hyderabad M.Phil Registration Number

MPhil Institute Name

MPhil Division

MPhil Specialization

MPhils Percentage [For Candidates whose qualification status is 'Appeared / Appearing', average percentage till last examination should be provided (if your mark is in CGPA, please convert to equivalent percentage as per your CGPA score and CGPA Scale)]

Previous  Save and Next

**Step 13:- Here you need to provide the valid UGC-NET/DBT/ICMR-NET-JRF (including JRF) details as shown in the below screenshot:-**

Programme Selection 1 | Personal Details 2 | Academic Details 3 | **NET/Equivalent Details 4** | Other Details 5 | Uploads 6 | Preview

**NET or Equivalent detail**


NET or Equivalent Qualification Details

- UGC-CSIR NET (including JRF)
- ICMR-NET (including JRF)
- DBT-NET (including JRF)
- UGC-NET (including JRF)

NET or Equivalent Subject

Do you have Research Fellowship? \*  No \*  Yes \*

Please provide details about your Research Fellowship

Previous  Save and Next

**Step 14:- Upload the relevant documents and check the preview of the updated certificates as shown below. and clicking on the **PREVIEW** button**

**Master of Computer Application (Computer Applications)**

[Programme Selection 1](#) | 
 [Personal Details 2](#) | 
 [Academic Details 3](#) | 
 [Other Details 4](#) | 
 [Uploads 5](#) | 
 [Preview 6](#) | 
 [Payments 7](#)

**Instruction for Uploading Image/Photo of Document, Certificate, Marksheet and Signature -**

Digital Photo and Signature are required in .jpg or .jpeg image format  
 File size of digital photo must be within 10kb to 3MB limit.  
 Document/Certificate/Marksheet related size of digital photo must be within 10kb to 3MB limit.

Photo <i>Accepted formats: .jpeg, .jpg, .pdf</i>	<input type="button" value="Preview"/>
Signature <i>Accepted formats: .jpeg, .jpg, .pdf</i>	<input type="button" value="Preview"/>
OBC Category Certificate <i>Accepted formats: .jpeg, .jpg, .pdf</i>	<input type="button" value="Preview"/>
Class X (Please scan both marksheet and certificate in a single file and upload) <i>Accepted formats: .jpeg, .jpg, .pdf</i>	<input type="button" value="Select file"/> <input type="button" value="Preview"/> <input type="button" value="Delete"/>
Class XII (Please scan both marksheet and certificate in a single file and upload)	<input type="button" value="Select file"/> <input type="button" value="Preview"/> <input type="button" value="Delete"/>

© CU-HYDERABAD ADMISSION 2022/2022 Powered By: P



**Step 15:- After clicking on the **PREVIEW** button at the end of the above screen you can see all the details on the screen. Check the details carefully and click on the pay the fees by clicking on the **Pay Fee** button.**

Photo	Unloaded
Signature	Unloaded
OBC Category Certificate	Unloaded
Class X (Please scan both marksheet and certificate in a single file and upload)	Unloaded
Class XII (Please scan both marksheet and certificate in a single file and upload)	Unloaded
NAGARJUNA UNIVERSITY (graduation) (Please scan both marksheet and certificate in a single file and upload)	Unloaded
C.O./Provisional Certificate	Unloaded
National Level Admission Test Certificate (NIMCET,95)	Unloaded

I hereby declare that all the statements made in the application are true, complete and correct to the best of my knowledge and belief. I am duly aware that in the event of any particulars furnished by me is found to be false/incorrect/incorrect or found indulging in some unlawful act at any time during the course period, my candidature is liable to be summarily rejected/cancelled. Additionally undertaking for students who are admitted to University of Hyderabad hereby undertake to produce the proof of having successfully qualified in the final qualifying examination with requisite percentage of marks if failing to do so, I shall vacate the seat and shall have no claim for refund already paid.

© CU-HYDERABAD ADMISSION 2022/2022 Powered By: P



**Step 16: After clicking on the **Pay Fee** the following screen will come and now select the all check boxes and then press the **Payment Gateway SBI EPAY** button**



Transaction is not successful!!

**Basic Details**

Email ID: [redacted]  
 Mobile Number: [redacted]  
 Need any help? [Contact Helpdesk](#)

**Profile Detail**

It includes all the personal details including the category, place of birth details, family details, address details, etc.

**Programme Selection**

Choose the program you want to apply

**Applied Programmes**

Form Number	Programme	Action	Admission A
CUHD2200007	Master of Science (Biotechnology)	<a href="#">Print Form</a>	
Not Yet Generated	Master of Computer Application (Computer Applications)	<a href="#">Complete the form and Make Payment</a>	

© CU-HYDERABAD ADMISSION 2022 2022

**Step 19:- After the final submission you can print your application form. As shown below:-**

**Programme Selection**

Choose the program you want to apply

**Applied Programmes**

Form	Programme	Action	Admission Action
Not	Master of Business Administration (General)	<a href="#">Registration Closed</a>	
Not	Master of Science (Biotechnology)	<a href="#">Registration Closed</a>	
CUHD22000795	Master of Computer Application (Computer Applications)	<a href="#">Print Form</a>	

**Note:-**

**Partially submitted application forms will be rejected.**

**Without the Form Number applications will be rejected.**

**NOTE DOWN THE FORM NUMBER OF APPLICATION FOR FUTURE CORRESPONDENCE/REFERENCE.**